

SCF RAHOITUSPALVELUT IX DAC
Monthly Investor Report

Cover Sheet Monthly Investor Report



Index	Page
1	1
2	2
3	2
4	4
5 a	5
5 b	6
6	7
7	8
8	9
9 a	10
9 b	11
10 a	12
10 b	13
11 a	14
11 b	15
12 a	16
12 b	17
13 a	18
13 b	19
14 a	20
14 b	21
15 a	22
15 b	23
16 a	24
16 b	25
17 a	26
17 b	27
18 a	28
18 b	29
18 c	30
18 d	31
19 a	32
19 b	33
20 a	34
20 b	35
21 a	36
21 b	37
22 a	38
22 b	39
23 a	40
23 b	41
24	42
25	43
26	44
27	45
28	46
29	47
30	48
31	49
32	50

Reporting Date	29-01-24				
Payment date	25-01-24			Following payment dates:	26-02-24
Period No	38				25-03-24
Monthly Period	01-12-23				
Interest Period	from 28-12-23		to	25-01-24	= 28 days
Cut-Off date	31-12-23				

SCF RAHOITUSPALVELUT IX DAC
Monthly Investor Report

1. Portfolio Information



Reporting Date	29-01-24	
Payment date	25-01-24	
Period No	38	
Monthly Period	01-12-23	
Interest Period	from 28-12-23	to 25-01-24 = 28 days

	Current Period
Outstanding receivables	Aggregated Outstanding Principal Amount
Opening balance prior to replenishment	141 206 756,99 EUR
Scheduled Loan Principal Repayments (+MC)	3 888 800,35 EUR
Prepayments	2 745 166,53 EUR
Deemed Collections - Other	- EUR
Total Principal Payments Received in Period	6 633 966,88 EUR
New Defaulted Auto Loans in Period	138 568,05 EUR
Closing balance prior to replenishment	134 434 222,06 EUR
Further Purchase Price due (Replenishment price of new assets)	- EUR
Re-investment Principal Ledger Closing Balance	- EUR
Closing Balance post replenishment	134 434 222,06 EUR
Principal Recoveries on loans in default	183 510,25 EUR
Total revenue collections	
Total Revenue Received in Period	400 829,25 EUR

# Loans	
At beginning of period	13 757 Loans
Replenished contracts this period	- Loans
Paid in Full	446 Loans
Repurchased (Deemed Collections)	- Loans
New loans into default	12 Loans
At end of period	13 299 Loans

SCF RAHOITUSPALVELUT IX DAC
Monthly Investor Report

2. Amount Due for Distribution - Revenue Receipts



Reporting Date	29-01-24	
Payment date	25-01-24	
Period No	38	
Monthly Period	01-12-23	
Interest Period	from 28-12-23	to 25-01-24 = 28 days

Purchaser Available Revenue Receipts

Current Period

a. Collections: Interest, fees, recoveries etc.	605 992,64	EUR
b. Stamp Duty, Taxes, Liabilities etc. Paid by the Seller to the Purchaser	-	EUR
c. Default, Interest, Indemnities etc. Paid by the Seller to the Purchaser	-	EUR
d. Interest earned by the Purchaser	6 977,98	EUR
e. Residual balance from Issuer Pre-Enforcement Revenue Priority of Payments	17 534,93	EUR
f. Any other net income amount received by the Purchaser (Clean-up)	-	EUR
g. Amounts advanced to the Purchaser by the Subordinated Loan Provider	-	EUR
h. Any other amount received by the Purchaser	-	EUR
i. Post-Revolving period: Purchaser ARR from immediately succeeding Payment Date in accordance with P Redem PoP item c	-	EUR
Total Amount for Purchaser Available Revenue Receipts	630 505,55	EUR

Issuer Available Revenue Receipts

a. Amounts due to Issuer from Purchaser under the Loan Agreement	232 996,45	EUR
b. Liquidity Reserve (in event of shortfall)	-	EUR
c. Amounts received under the Swap Agreement	465 323,80	EUR
d. Pro rata ARR Amounts and Sequential ARR Amounts from Issuer POP Redemption (HC)	-	EUR
e. Seller Loan Revenue Purchase Price (only on Regulatory Call Early Redemption Date)	-	EUR
f. Interest earned by the Issuer	14 526,44	EUR
g. Liquidity Reserve Excess Amount	3 008,49	EUR
h. Any other net amount received by the Issuer	-	EUR
Total Amount for Issuer Available Revenue Receipts	715 855,18	EUR

SCF RAHOITUSPALVELUT IX DAC
Monthly Investor Report

3. Amount Due for Distribution - Redemption Receipts



Reporting Date	29-01-24
Payment date	25-01-24
Period No	38
Monthly Period	01-12-23
Interest Period	from 28-12-23 to 25-01-24 = 28 days

Purchaser Available Redemption Receipts

Current Period

a. Collections: Principal payments, Deemed Collection	6 633 966,88	EUR
b. Default Interest on unpaid sums due from the Seller to the Purchaser by way of principal and any indemnities	-	EUR
c. Final Repurchase Price a) and b) (only on a Clean-up Call Early Redemption Date or Tax Call Early Redemption Date)	-	EUR
d. Gap Amount	-	EUR
e. Amount standing to the credit of the Reinvestment Principal Ledger	-	EUR
f. Any other net income amount received by the Purchaser	-	EUR
Total Amount for Purchaser Available Redemption Receipts	6 633 966,88	EUR

Issuer Available Redemption Receipts

a. Amounts due to Issuer from Purchaser under the Loan Agreement	6 633 966,88	EUR
b. Seller Loan Redemption Purchase Price (only on Regulatory Call Early Redemption Date)	-	EUR
c. Credit the balance of the Principal Deficiency Sub Ledgers	138 568,05	EUR
Total Amount for Issuer Available Redemption Receipts	6 772 534,93	EUR

SCF RAHOITUSPALVELUT IX DAC
Monthly Investor Report

4. Reserve Accounts



Reporting Date	29-01-24
Payment date	25-01-24
Period No	38
Monthly Period	01-12-23
Interest Period	from 28-12-23 to 25-01-24 = 28 days

Note Balance

Beginning of Period	141 206 756,99	EUR
End of Period	134 434 222,06	EUR

Liquidity Balance

Beginning of Period	0,7 %	933 000,00	EUR
Cash Outflow		-	EUR
Cash Inflow		-	EUR
End of Period	0,7 %	933 000,00	EUR
Required Reserve Amount	0,7 %	933 000,00	EUR

Expenses Advance

Beginning of Period	-	EUR
Interest paid	-	EUR
Principal Paid	-	EUR
End of Period	-	EUR

Servicer Advance Reserve Fund

Beginning of Period	100 000,00	EUR
Cash Outflow	-	EUR
Cash Inflow	-	EUR
End of Period	100 000,00	EUR
Required Reserve Amount	100 000,00	EUR

Set-off from Deposits

No borrowers whose loans were sold to SCF Rahoituspalvelut II DAC held deposits with Santander Consumer Finance OY. The risk of set-off from deposits is therefore zero.

We hereby confirm that the Seller confirms its ongoing retention of a net economic interest of at least 5% in accordance with Article 6(3)(c) of the Securitisation Regulation

SCF RAHOITUSPALVELUT IX DAC
Monthly Investor Report

5a. Performance Data



Reporting Date	29-01-24	
Payment date	25-01-24	
Period No	38	
Monthly Period	01-12-23	
Interest Period	from 28-12-23	to 25-01-24 = 28 days

Asset Balance

Opening balance prior to replenishment	141 206 756,99	EUR
Closing balance prior to replenishment	134 434 222,06	EUR
Closing Balance post replenishment	134 434 222,06	EUR

Portfolio Performance:

	EUR	%	# loans
Performing Receivables:			
Current	122 499 832,41	91,12%	12 260
1-29 days past due	7 827 668,74	5,82%	709
Delinquent Receivables:			
30-59 days past due	2 397 199,49	1,78%	206
60-89 days past due	921 267,37	0,69%	72
90-119 days past due	574 892,04	0,43%	33
120-149 days past due	174 371,74	0,13%	15
150-179 days past due	38 990,27	0,03%	4
Total Performing and Delinquent	134 434 222	100,00%	13 299
Current Period Defaults	138 568,05		12
Cumulative Defaults	8 174 202,84		600
Current Period Principal Recoveries	183 510,25		
Cumulative Principal Recoveries	5 771 782,37		

Sequential Payment Trigger Event, where [A], [B], [C] > 1.00%

[A] Cumulative Net Loss Ratio, Payment Date	0,37%	NO
[B] Cumulative Net Loss Ratio, preceding Payment Date	0,38%	
[C] Cumulative Net Loss Ratio, second preceding Payment Date	0,39%	

or [A] + [B] - [C] / [D] < 10%

[A] Aggregate Outstanding Asset Principal Amount	21,06%	
[B] Aggregate principal balance of Defaulted Contracts	134 434 222,06	
[C] Recoveries received on such Defaulted Contracts	8 174 202,84	
[D] Outstanding Asset Principal Amounts on the Note Issuance Date	5 771 782,37	
	649 734 331,84	

or AVERAGE [[A], [B], [C]] > 5%

[A] Delinquency Ratio, Payment Date	NO	
[B] Delinquency Ratio, preceding Payment Date	3,05%	
[C] Delinquency Ratio, second preceding Payment Date	2,49%	

or Servicer Termination Event

or Swap Counterparty Downgrade Event

NO
NO

Pro Rata Trigger Event, where [A] / [B] ≥ 16%

[A] [1] + [2]	16,09%	YES
Class B Principal Amount [1]	22 724 847,77	
Class C Principal Amount [2]	11 847 997,56	
	10 876 850,22	
[B] Aggregated Outstanding Note Principal Amount	141 206 756,99	

Revolving Period Termination Event, where any of [A], [B], [C], [D], [E], [F], [G], [H], [J] occurs

[A] An Issuer Event of Default	NO
[B] A Servicer Termination Event	NO
[C] A change of control with respect to the Seller	NO
[D] the Seller becomes subject to Insolvency Proceedings	NO
[E] the Delinquency Ratio Rolling Average exceeds 3 per cent	YES
[F] the Cumulative Net Loss Ratio exceeds 0.5 per cent	NO
[G] on any Payment Date, there is a debit balance on the Principal Deficiency Ledger following the application of the Available Revenue Receipts	NO
[H] the amount of Redemption Receipts not applied towards the payment of Further Purchase Price exceeds 15 per cent of the Aggregate Outstanding Asset Principal Amount as at the Note Issuance Date on average for two consecutive Payment Dates; or	NO
[J] Event of Default or an Additional Termination Event under the Swap Agreement (each as defined therein) or a Swap Counterparty Downgrade Event occurs and none of the remedies provided for in the Swap Agreement are put in place within the timeframe required thereunder.	NO

SCF RAHOITUSPALVELUT IX DAC
Monthly Investor Report

5b. Concentration limits



Reporting Date	29-01-24
Payment date	25-01-24
Period No	38
Monthly Period	01-12-23
Interest Period	from 28-12-23 to 25-01-24 = 28 days

Concentration limits (limits not valid after replenishment period ends):

Weighted average interest rate (min 2.2%)	2,03%
Weighted average months to maturity (max 57)	21,75*
Used Vehicles (max 69%)	55,42%
Balloon Loans (max 63%)	75,77%
Corporate Borrowers (max 11%)	6,42%
IRB (min 95%)	95,68%

*Bucket-based as found in IR

** Pre adjustments to full-fill CL limits

SCF RAHOITUSPALVELUT IX DAC
Monthly Investor Report

6. Note Principal



Reporting Date	29-01-24
Payment date	25-01-24
Period No	38
Monthly Period	01-12-23
Interest Period	from 28-12-23 to 25-01-24 = 28 days

Note Principal

	Class A	Class B	Class C	
Beginning of Period	118 481 909,22	11 847 997,56	10 876 850,22	EUR
Sequential Amortization	-	-	-	EUR
Pro Rata Amortization	5 682 609,57	568 251,68	521 673,68	EUR
End of Period	112 799 299,65	11 279 745,87	10 355 176,54	EUR

Principal Deficiency Sub-Ledger

Beginning of Period	-	-	-	EUR
Principal Addition Amounts	-	-	-	EUR
Debit PDL	-	-	138 568,05	EUR
Credit PDL	-	-	138 568,05	EUR
End of Period	-	-	-	EUR

Net Note Principal

Beginning of Period	118 481 909,22	11 847 997,56	10 876 850,22	EUR
End of Period	112 799 299,65	11 279 745,87	10 355 176,54	EUR

SCF RAHOITUSPALVELUT IX DAC
Monthly Investor Report

7. Outstanding Notes

Reporting Date	29-01-24			
Payment date	25-01-24			
Period No	38			
Monthly Period	01-12-23			
Interest Period	from	28-12-23	to	25-01-24 = 28 days



1. Note Balance	All Notes	Class A	Class B	Class C
General Note Information				
ISIN Code		XS2230295151	XS2230295664	XS2230295748
Currency		EUR	EUR	EUR
Initial Tranching	100%	91,00%	4,69%	4,31%
Legal Final Maturity Date		25-10-30	25-10-30	25-10-30
Rating (Fitch/S&P)		AAA(sf) / AAA(sf)	AA+(sf) / A(sf)	Not Rated
Initial Notes Aggregate Principal Outstanding Balance	650 000 000,00	591 500 000,00	30 500 000,00	28 000 000,00
Initial Nominal per Note		100 000,00	100 000,00	100 000,00
Initial Number of Notes per Class	6 500	5 915	305	280
Current Note Information				
Outstanding Opening Balance	141 206 756,99	118 481 909,22	11 847 997,56	10 876 850,22
Available Distribution Amount	6 772 534,93			
Amortisation	6 772 534,93			
Redemption per Class	6 772 534,93	5 682 609,57	568 251,68	521 673,68
Redemption per Note		960,71	1 863,12	1 863,12
Outstanding Closing Balance		112 799 299,65	11 279 745,87	10 355 176,54
Net Outstanding Closing Balance	134 434 222,06	112 799 299,65	11 279 745,87	10 355 176,54
Current Tranching	100%	83,91%	8,39%	7,70%
Current Pool Factor		0,19	0,37	0,37

2. Payments to Investors per Note	All Notes	Class A	Class B	Class C
Interest rate Basis: 1-M EURIBOR / Spread				
Day Count Convention*		(Act/360)	(Act/360)	(30/360)
Interest Days		28	28	30
Principal Outstanding per Note Beginning of Period		20 030,75	38 845,89	38 845,89
>Principal Repayment per note		960,71	1 863,12	1 863,12
Principal Outstanding per Note End of Period		19 070,04	36 982,77	36 982,77
>Interest accrued for the period		71,12	146,38	210,42
Interest Payment	524 240,08	420 676,60	44 647,20	58 916,27
Interest Payment per Note		71,12	146,38	210,42

3. Credit Enhancements	All Notes	Class A	Class B	Class C
Initial total CE (Subordination)		9,00%	4,31%	0,00%
Initial total CE (Subordination, incl. Liquidity Reserve)		9,48%	4,79%	0,00%
Current CE (Subordination incl. Excess Spread)		19,25%	10,86%	3,16%
Current CE (Subordination, incl. Liquidity Reserve and Excess Spread)		20,02%	11,63%	3,16%
Current CE (Subordination)		16,09%	7,70%	0,00%
Current CE (Subordination, incl. Liquidity Reserve)		16,86%	8,47%	0,00%

SCF RAHOITUSPALVELUT IX DAC
Monthly Investor Report

Reporting Date 29-01-24
Payment date 25-01-24
Period No 38
Monthly Period 01-12-23
Interest Period : 28-12-23 to 25-01-24 = 28 days

8. Counterparty Ratings, Trigger Levels and Consequences



		Rating Triggers								Trigger breached?	Summary of Contractual Requirements if Rating Trigger Breach	
		Short Term				Long Term						
		Fitch		S&P		Fitch		S&P				
Transaction Role	Counterparty	Criteria	Current	Criteria	Current	Criteria	Current	Criteria	Current			
Issuer	SCF Rahoituspalvelut IX DAC		No rating		No rating		No rating		No rating		N/A	
Seller	Santander Consumer Finance Oy		No rating		No rating		No rating		No rating		N/A	
Servicer	Santander Consumer Finance Oy		No rating		No rating		No rating		No rating		N/A	
Servicer's Owner	Santander Consumer Finance S.A.	N/A	F2	N/A	A-2	BBB-	A-	BBB-	A-	No	Santander Consumer Finance, S.A. undertakes in the Servicing Agreement to act as Back-Up Servicer Facilitator, which will require it to (i) select within sixty (60) days a bank or financial institution meeting the requirements set out in the Servicing Agreement and willing to assume the duties of a successor servicer in the event that a Servicer Termination Notice is delivered, (ii) review the information provided to it by the Servicer under the Servicing Agreement, (iii) enter into appropriate data confidentiality provisions and (iv) notify the Servicer if it requires further assistance.	
Transaction Account Bank	BNP Paribas S.A.	F1	F1+	A-1	A-1	A	AA-	A	A+	No	The Issuer and the Purchaser will procure with the assistance of the Servicer (with the prior written consent of the Note Trustee) arrange for the transfer (no earlier than 33 calendar days but within 60 calendar days from the date on which the Transaction Account Bank fails to meet the minimum rating requirement) of (i) in relation to the Issuer, the Issuer Secured Accounts and all of the funds standing to the credit of the Issuer Secured Accounts; and (ii) in relation to the Purchaser, the Purchaser Transaction Account and all funds standing to the credit of the Purchaser Transaction Account, in each case, to another bank which meets the Required Ratings.	
Swap Counterparty	ING BANK N.V.	Fitch First Rating Trigger Collateral.	F1	F1+	N/A	N/A	A(dcr)	AA-(dcr)	N/A	N/A	No	If the Swap Counterparty (or its guarantor) ceases to have the Fitch First Trigger Required Rating, it (i) will with 14 days post collateral in accordance with the provisions of the Credit Support Annex. The Swap Counterparty's obligation to post collateral under the Credit Support Annex will cease at such time as the Fitch First Trigger Required Rating is no longer continuing or if the Swap Counterparty, at its own cost, (A) obtains a guarantee in respect of all of the Swap Counterparty's present and future obligations under the Swap Agreement provided by a guarantor having the Fitch First Trigger Required Rating or the Fitch Second Trigger Required Rating (as defined below) and providing collateral in accordance with the Credit Support Annex or (B) effects a transfer to Fitch Eligible Replacement in accordance with the Swap Agreement.
	ING BANK N.V.	Fitch Second Rating Trigger Collateral.	F3	F1+	N/A	N/A	BBB-(dcr)	AA-(dcr)	N/A	N/A	No	If the Swap Counterparty (or its guarantor) ceases to have the Fitch Second Trigger Required Rating, it (i) will within 14 calendar days post collateral on each Business Day for its obligations in accordance with the provisions of the Credit Support Annex; and (ii) will, within 30 calendar days, (a) obtain a guarantee of its obligations under the Swap Agreement from a third party with the Required Ratings; or (b) transfer all of its rights and obligations under the Swap Agreement to a third party with the Required Ratings.
Swap Counterparty	ING BANK N.V.	S&P Qualifying Collateral Trigger Rating	N/A	N/A	N/A	N/A	N/A	N/A	A-	A+	No	If the Swap Counterparty (or its guarantor) ceases to have the S&P Qualifying Collateral Trigger Rating, it will post collateral in accordance with the provisions of the Credit Support Annex, within 10 Business Days.
	ING BANK N.V.	S&P's Qualifying Transfer Trigger Rating	N/A	N/A	N/A	N/A	N/A	N/A	A-	A+	No	If the Swap Counterparty (or its guarantor) ceases to have the S&P Qualifying Collateral Trigger Rating, it (i) will post collateral for its obligations in accordance with the provisions of the Credit Support Annex; and (ii) will, within 30 Business Days, (a) obtain a guarantee of its obligations under the Swap Agreement from a third party with the Required Ratings; (b) transfer all of its rights and obligations under the Swap Agreement to a third party with the Required Ratings; or (c) take any such further action (confirmed by S&P) to maintain the then current rating of the Rated Notes.
Collections Account Bank	Skandinaviska Enskilda Banken AB (publ), Helsinki Branch	F1	F1+	A-1	A-1	A	AA	A	A+	No	The Servicer will (with the prior written consent of the Note Trustee) use reasonable endeavours to arrange for the transfer (no earlier than thirty-three (33) calendar days but within sixty (60) calendar days) of the Issuer Collections Account and all of the funds standing to the credit of the Issuer Collections Account to another bank which meets the Required Ratings.	

SCF RAHOITUSPALVELUT IX DAC
Monthly Investor Report

9.a Original Portfolio Principal Balance

Reporting Date	29-01-24				
Payment date	25-01-24				
Period No	38				
Monthly Period	01-12-23				
Interest Period	from	28-12-23	to	25-01-24	= 28 days



Average amount - all: 18 113

	TOTAL								
	Min	Max	No	Original balance	%	WA mounths to maturity	WA seasoning		
Original balance	1	4 999	3 883	13 151 254	2,0 %	25,4	9,8		
	5 000	9 999	7 723	58 136 855	8,9 %	40,4	10,5		
	10 000	14 999	6 917	85 981 299	13,2 %	47,0	10,5		
	15 000	19 999	5 379	93 396 114	14,4 %	49,7	10,2		
	20 000	24 999	3 982	89 193 932	13,7 %	51,5	10,0		
	25 000	29 999	2 755	75 401 900	11,6 %	52,1	9,4		
	30 000	34 999	1 710	55 254 708	8,5 %	52,6	8,7		
	35 000	39 999	989	36 869 286	5,7 %	53,6	8,5		
	40 000	44 999	701	29 670 782	4,6 %	53,6	8,5		
	45 000	49 999	513	24 296 930	3,7 %	53,3	8,1		
	50 000	54 999	370	19 382 399	3,0 %	54,9	7,9		
	55 000	59 999	285	16 345 192	2,5 %	54,7	8,2		
	60 000	>	664	52 653 679	8,1 %	53,8	7,7		
	Total			35 871	649 734 332	100%	49,9	9,4	

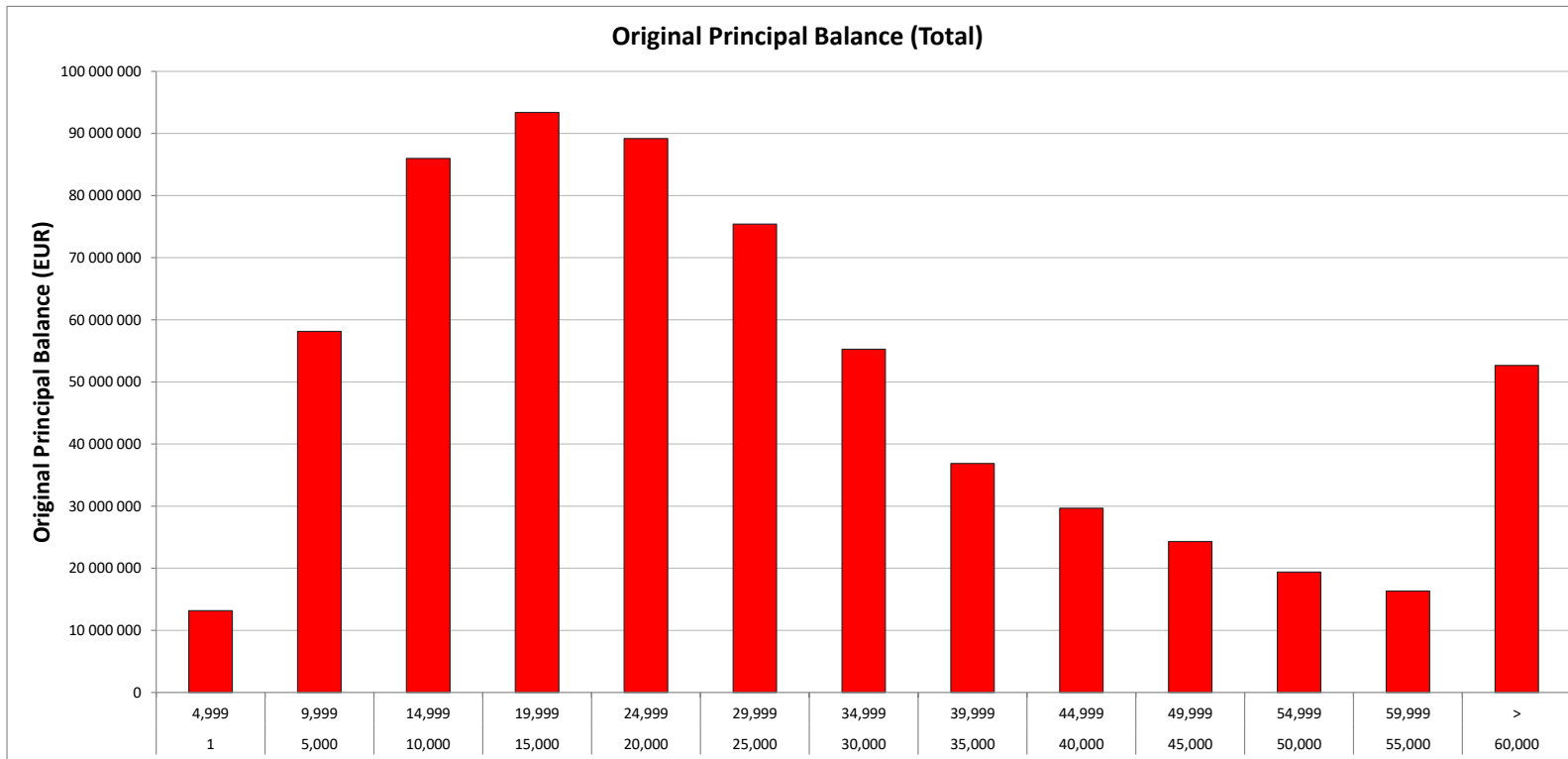
SCF RAHOITUSPALVELUT IX DAC
Monthly Investor Report

9.b Original Principal Balance Graph

Reporting Date	29-01-24					
Payment date	25-01-24					
Period No	38					
Monthly Period	01-12-23					
Interest Period	from	28-12-23	to	25-01-24	=	28 days



Original Principal Balance (Total)



SCF RAHOITUSPALVELUT IX DAC
Monthly Investor Report

10.a Outstanding Principal Balance

Reporting Date	29-01-24				
Payment date	25-01-24				
Period No	38				
Monthly Period	01-12-23				
Interest Period	from	28-12-23	to	25-01-24	= 28 days



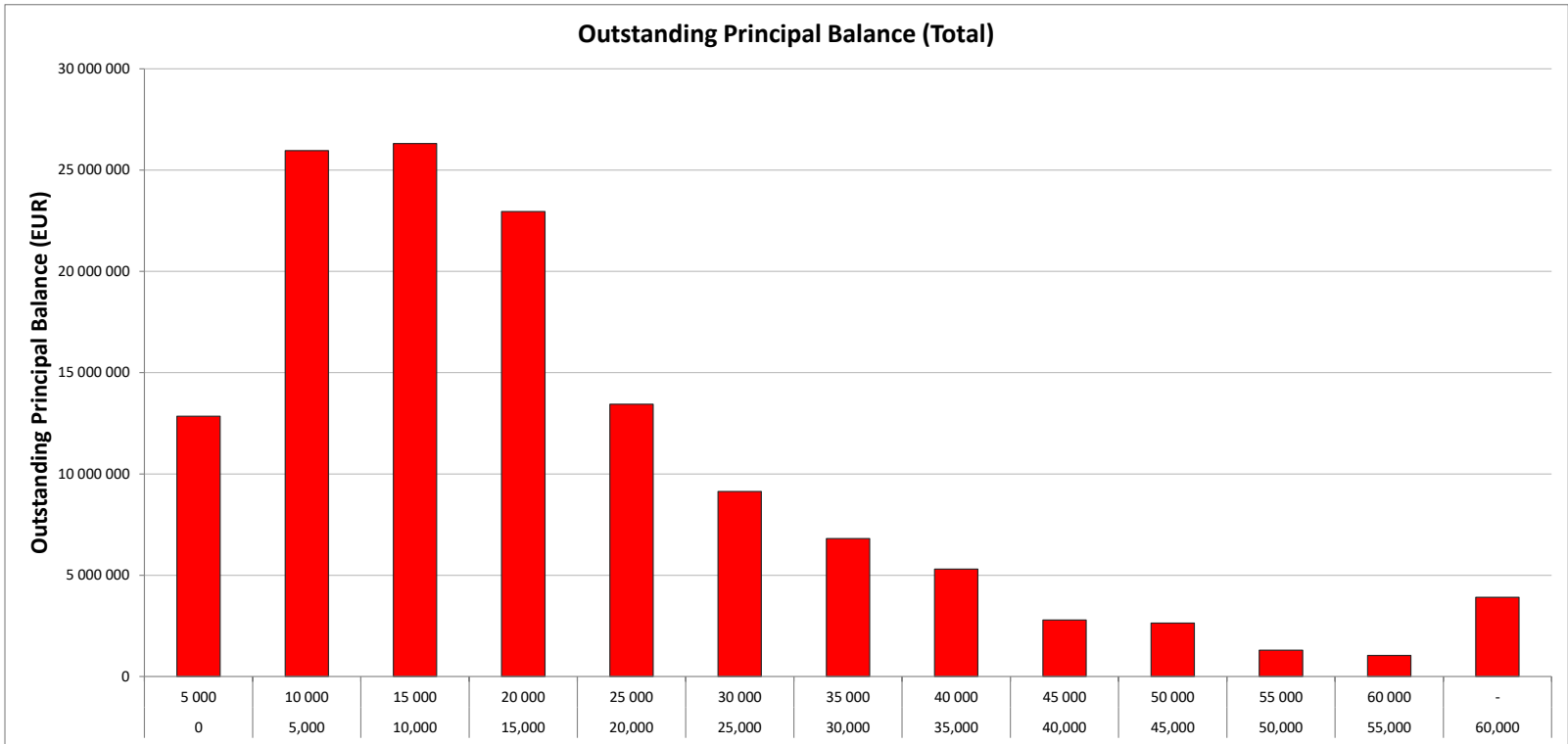
Average amount - all: 10 109

	TOTAL						
	Min	Max	No	Outstanding balance	%	WA months to maturity	WA seasoning
Outstanding balance	0	5 000	4 743	12 846 697	9,56%	15,3	45,9
	5 000	10 000	3 579	25 965 230	19,31%	20,5	44,8
	10 000	15 000	2 134	26 309 750	19,57%	21,3	44,9
	15 000	20 000	1 337	22 951 630	17,07%	22,1	44,2
	20 000	25 000	605	13 440 645	10,00%	23,6	43,3
	25 000	30 000	337	9 132 239	6,79%	24,5	43,1
	30 000	35 000	210	6 811 065	5,07%	25,3	42,8
	35 000	40 000	142	5 304 461	3,95%	25,2	42,8
	40 000	45 000	66	2 789 841	2,08%	24,8	42,8
	45 000	50 000	56	2 636 455	1,96%	26,2	43,1
	50 000	55 000	25	1 300 029	0,97%	23,9	42,1
	55 000	60 000	18	1 038 737	0,77%	22,7	44,2
	60 000	-	47	3 907 442	2,91%	23,2	42,1
Total			13 299	134 434 222	100%	21,8	44,2

SCF RAHOITUSPALVELUT IX DAC
Monthly Investor Report

10.b Outstanding Principal Balance Graph

Reporting Date	29-01-24					
Payment date	25-01-24					
Period No	38					
Monthly Period	01-12-23		to		25-01-24	
Interest Period	from	28-12-23		to	25-01-24	= 28 days



SCF RAHOITUSPALVELUT IX DAC
Monthly Investor Report

11.a Geographical Distribution

Reporting Date	29-01-24	
Payment date	25-01-24	
Period No	38	
Monthly Period	01-12-23	
Interest Period	from 28-12-23	to 25-01-24 = 28 days

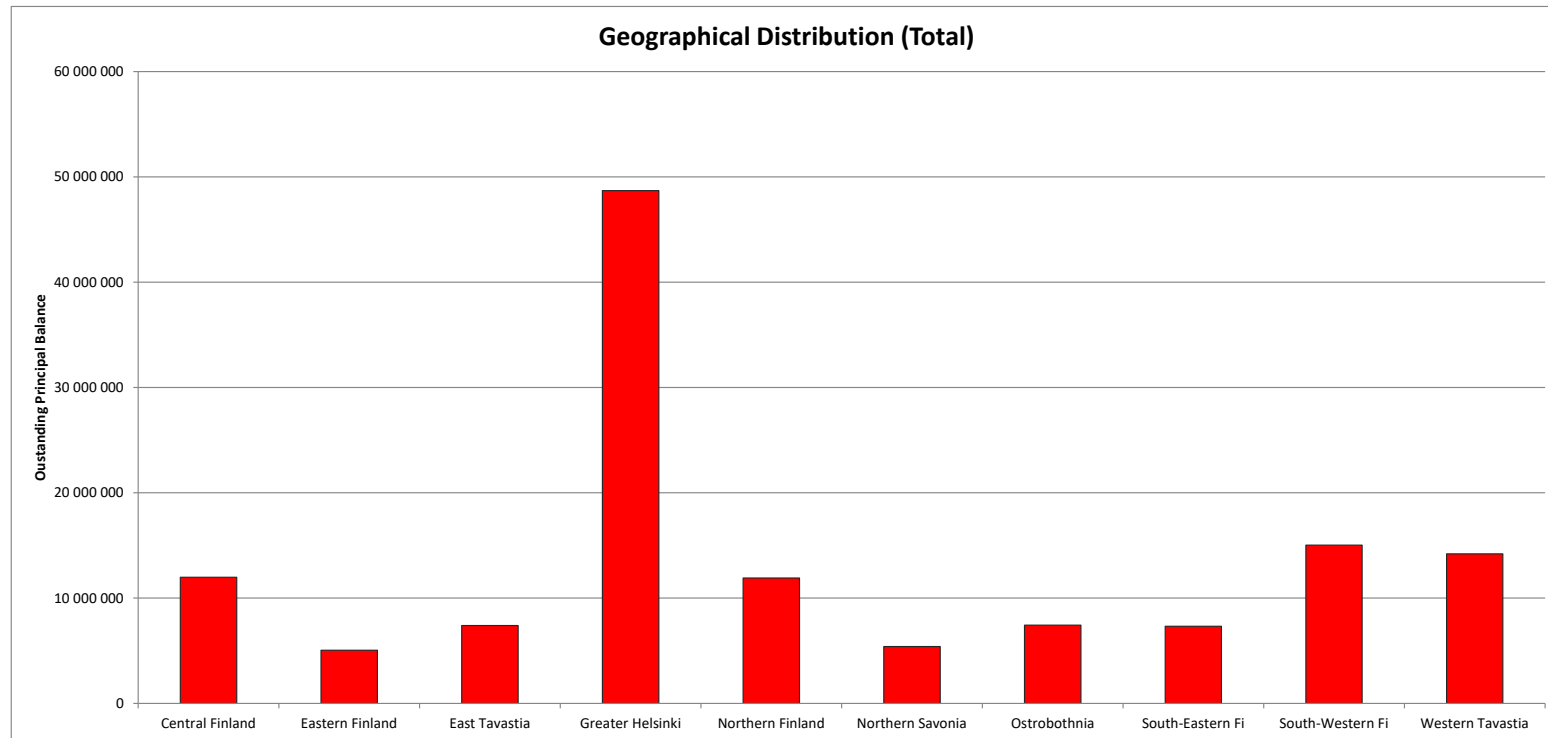


TOTAL					
District	No	Outstanding balance	% of Outstanding balance	WA months to maturity	WA seasoning
Central Finland	1 345	11 976 657	8,91%	20,2	44,3
Eastern Finland	553	5 045 069	3,75%	22,5	44,4
East Tavastia	725	7 397 237	5,50%	22,3	44,3
Greater Helsinki	4 248	48 699 604	36,23%	21,7	44,1
Northern Finland	1 158	11 907 820	8,86%	22,2	44,4
Northern Savonia	577	5 400 064	4,02%	20,4	44,8
Ostrobothnia	930	7 441 256	5,54%	22,1	44,6
South-Eastern Fi	785	7 323 093	5,45%	22,1	43,8
South-Western Fi	1 567	15 033 471	11,18%	22,6	44,0
Western Tavastia	1 411	14 209 950	10,57%	21,7	44,2
Total / Average	13 299	134 434 222	100%	21,8	44,2

SCF RAHOITUSPALVELUT IX DAC
Monthly Investor Report

11.b Geographical Distribution Graph

Reporting Date	29-01-24				
Payment date	25-01-24				
Period No	38				
Monthly Period	01-12-23				
Interest Period	from	28-12-23	to	25-01-24	= 28 days



SCF RAHOITUSPALVELUT IX DAC
Monthly Investor Report

12.a Interest Rate



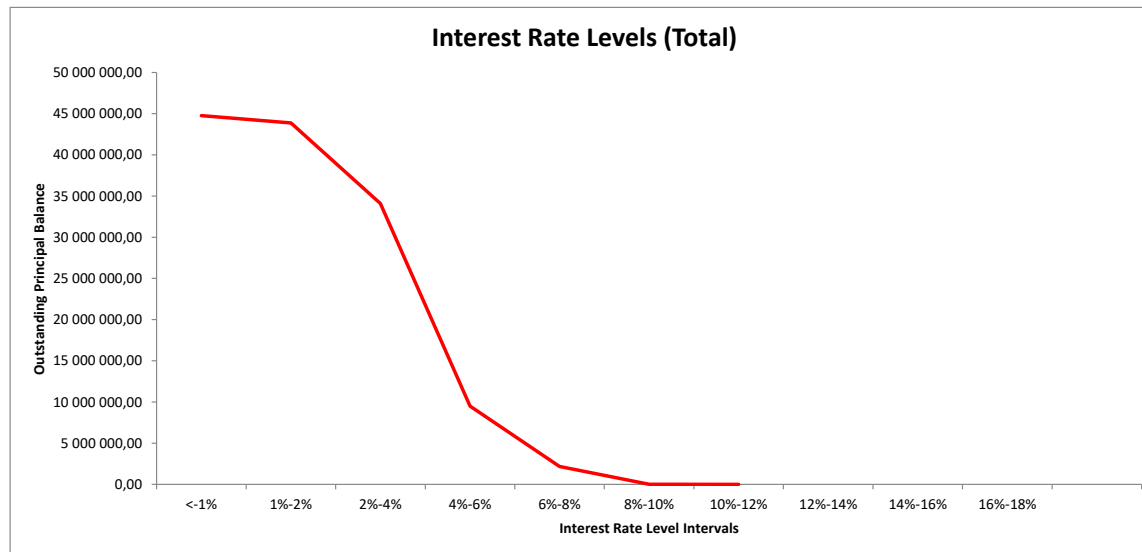
Reporting Date	29-01-24	
Payment date	25-01-24	
Period No	38	
Monthly Period	01-12-23	
Interest Period	from 28-12-23	to 25-01-24 = 28 days

TOTAL						
Min (>=)	Max (<)	No	Outstanding balance	% of total Outstanding balance	WA months to maturity	WA seasoning
0%	1%	3 998	44 763 262	33,30%	19,7	44,8
1%	2%	3 493	43 884 357	32,64%	23,1	43,8
2%	4%	3 683	34 087 963	25,36%	22,5	43,7
4%	6%	1 661	9 509 268	7,07%	22,6	44,4
6%	8%	460	2 171 022	1,61%	21,1	47,2
8%	10%	3	16 349	0,01%	21,0	47,7
10%	12%	1	2 001	0,00%	13,0	51,0
12%	14%					
14%	16%					
16%	18%					
18%						
Total		13 299	134 434 222	100%	21,8	44,2

SCF RAHOITUSPALVELUT IX DAC
Monthly Investor Report

12.b Interest Rate

Reporting Date	29-01-24				
Payment date	25-01-24				
Period No	38				
Monthly Period	01-12-23				
Interest Period	from	28-12-23	to	25-01-24	= 28 days



SCF RAHOITUSPALVELUT IX DAC
Monthly Investor Report

13.a Remaining Terms



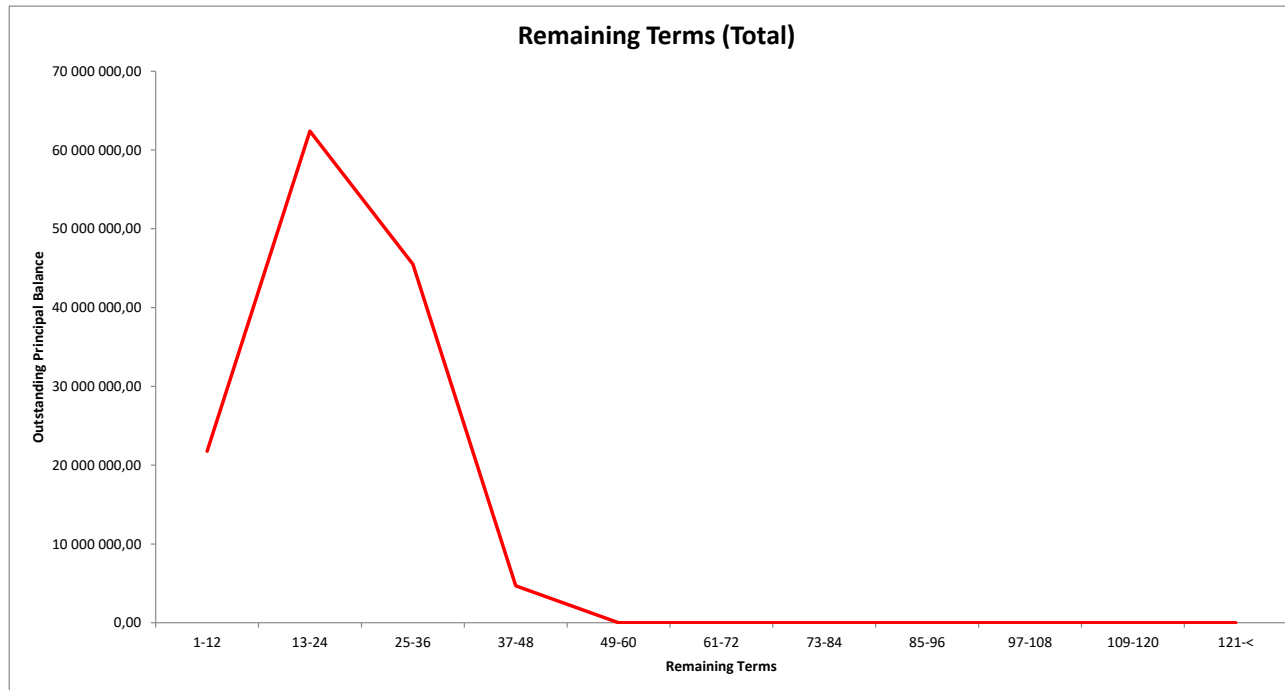
Reporting Date	29-01-24	
Payment date	25-01-24	
Period No	38	
Monthly Period	01-12-23	
Interest Period	from 28-12-23	to 25-01-24 = 28 days

	TOTAL							
	Min	Max	No	Outstanding balance	%	WA months to maturity	WA seasoning	
Months to maturity	0		0	28	59 482	0,04%	0,0	57,6
	1		12	3 855	21 769 386	16,19%	8,8	50,8
	13		24	6 098	62 400 675	46,42%	19,1	44,3
	25		36	3 057	45 512 685	33,85%	29,9	41,7
	37		48	261	4 691 995	3,49%	38,5	35,8
	49		60					
	61		72					
	73		84					
	85		96					
	97		108					
	109		120					
	121	-						
Total			13 299		134 434 222	100%	21,8	44,2

SCF RAHOITUSPALVELUT IX DAC
Monthly Investor Report

13.b Remaining Terms

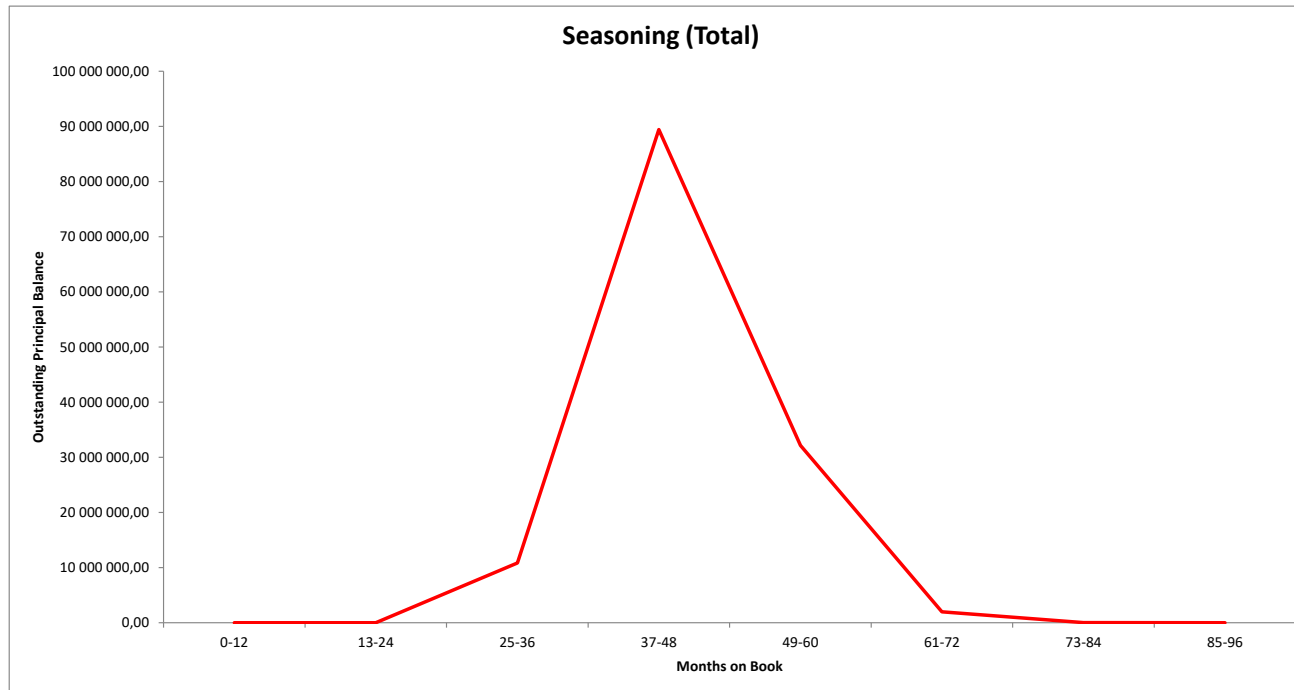
Reporting Date	29-01-24				
Payment date	25-01-24				
Period No	38				
Monthly Period	01-12-23				
Interest Period	from	28-12-23	to	25-01-24	= 28 days



SCF RAHOITUSPALVELUT IX DAC
Monthly Investor Report

14.b Seasoning

Reporting Date	29-01-24				
Payment date	25-01-24				
Period No	38				
Monthly Period	01-12-23				
Interest Period	from	28-12-23	to	25-01-24	= 28 days



SCF RAHOITUSPALVELUT IX DAC
Monthly Investor Report

15.a Balloon loans



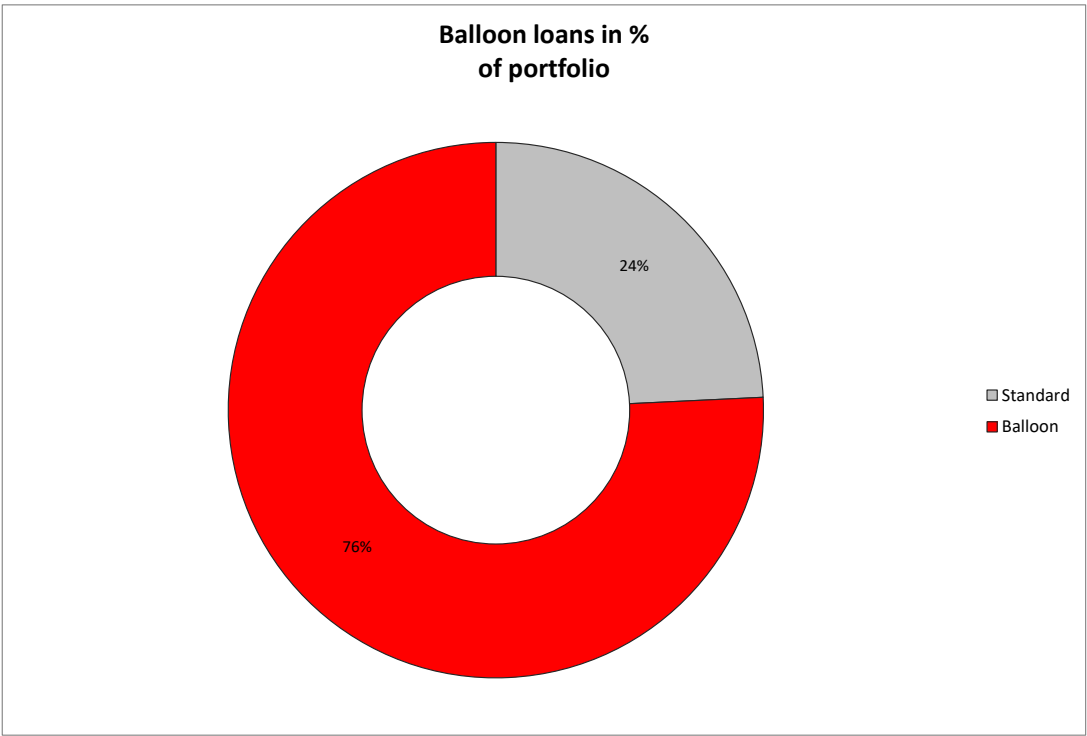
Reporting Date	29-01-24	
Payment date	25-01-24	
Period No	38	
Monthly Period	01-12-23	
Interest Period	from 28-12-23	to 25-01-24 = 28 days

Balloon loans in % of portfolio	TOTAL							
	Min	No	Outstanding balance	% of Outstanding Balance	Residual Value	Residual of Total	WA months to maturity	WA seasoning
Standard	6 852		32 578 574	24,2 %	1 664	0,0 %	21,7	43,2
Balloon	6 447		101 855 648	75,8 %	60 391 487	59,3 %	21,8	44,5
Total	13 299		134 434 222	100%	60 393 151	45%	21,8	44,2

SCF RAHOITUSPALVELUT IX DAC
Monthly Investor Report

15.b Balloon loans

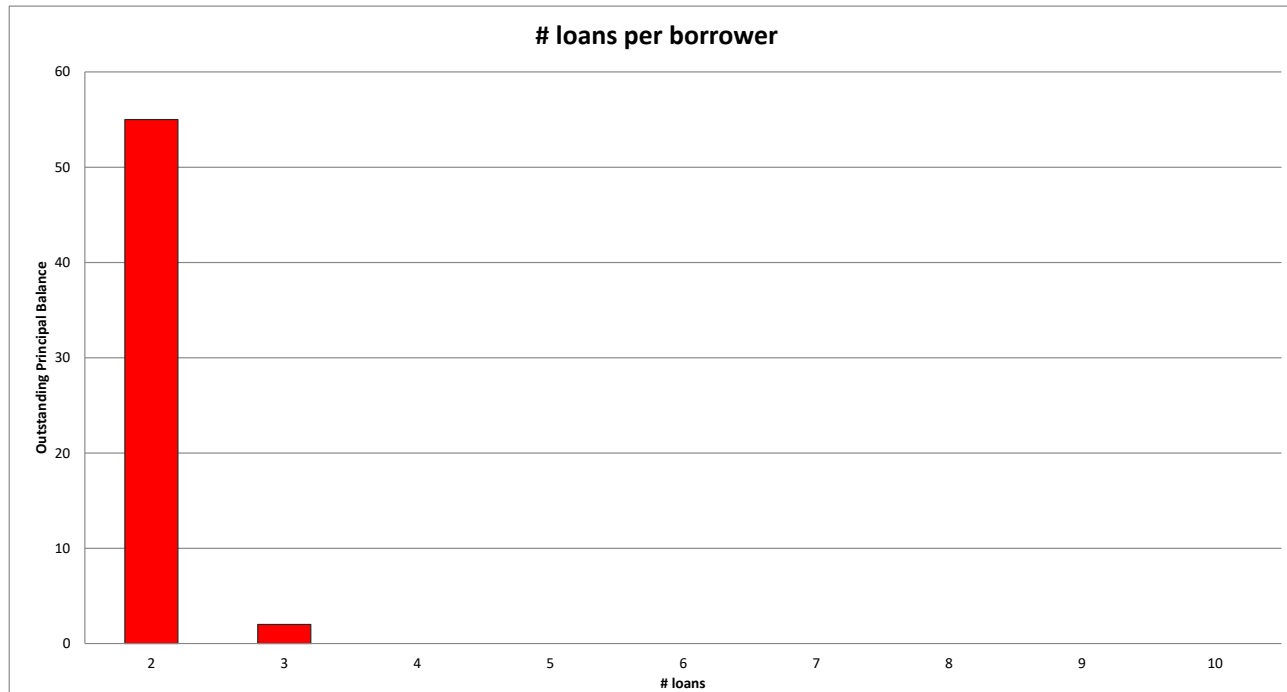
Reporting Date	29-01-24				
Payment date	25-01-24				
Period No	38				
Monthly Period	01-12-23				
Interest Period	from	28-12-23	to	25-01-24	= 28 days



SCF RAHOITUSPALVELUT IX DAC
Monthly Investor Report

16.b # loans per borrower

Reporting Date	29-01-24				
Payment date	25-01-24				
Period No	38				
Monthly Period	01-12-23				
Interest Period	from	28-12-23	to	25-01-24	= 28 days



SCF RAHOITUSPALVELUT IX DAC
Monthly Investor Report

17.a Amortization Profile



Reporting Date	29-01-24	
Payment date	25-01-24	
Period No	38	
Monthly Period	01-12-23	
Interest Period	from 28-12-23	to 25-01-24 = 28 days

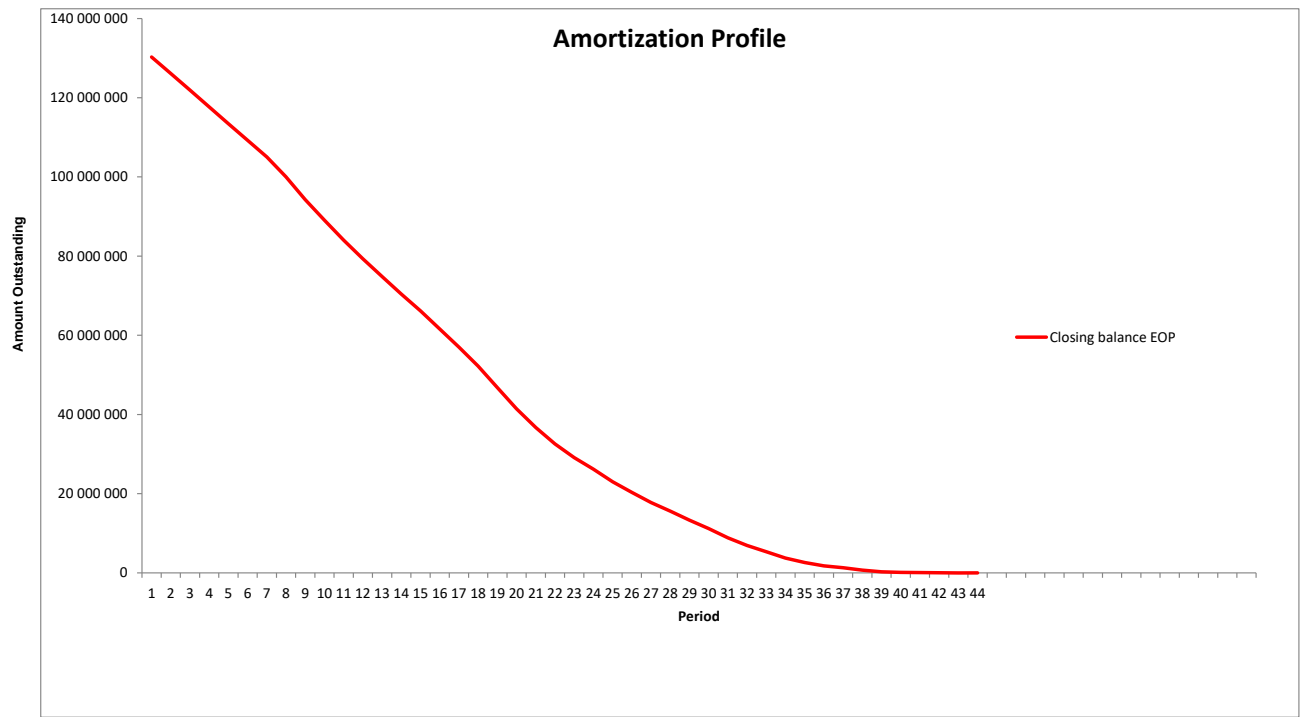
		TOTAL					
Period	Opening Balance	Closing Balance	Amortization	Interest	Yield	Percentage	
1	134 434 222	130 282 963	4 151 259	227 363	2,05%	96,91%	
2	130 282 963	126 089 336	4 193 628	219 956	2,04%	93,79%	
3	126 089 336	121 936 477	4 152 859	212 336	2,04%	90,70%	
4	121 936 477	117 655 117	4 281 361	204 854	2,03%	87,52%	
5	117 655 117	113 433 837	4 221 280	197 171	2,03%	84,38%	
6	113 433 837	109 254 962	4 178 875	189 557	2,02%	81,27%	
7	109 254 962	105 023 702	4 231 260	182 083	2,02%	78,12%	
8	105 023 702	100 013 845	5 009 857	174 438	2,01%	74,40%	
9	100 013 845	94 232 673	5 781 172	166 048	2,01%	70,10%	
10	94 232 673	89 093 516	5 139 157	156 788	2,01%	66,27%	
11	89 093 516	84 044 704	5 048 812	148 398	2,02%	62,52%	
12	84 044 704	79 339 883	4 704 821	139 934	2,02%	59,02%	
13	79 339 883	74 852 386	4 487 497	131 976	2,01%	55,68%	
14	74 852 386	70 425 392	4 426 994	124 304	2,01%	52,39%	
15	70 425 392	66 173 459	4 251 932	116 479	2,00%	49,22%	
16	66 173 459	61 594 889	4 578 570	109 551	2,00%	45,82%	
17	61 594 889	57 001 645	4 593 244	102 098	2,01%	42,40%	
18	57 001 645	52 215 967	4 785 677	94 924	2,02%	38,84%	
19	52 215 967	46 808 319	5 407 649	87 171	2,02%	34,82%	
20	46 808 319	41 442 030	5 366 288	79 121	2,05%	30,83%	

Amortization profile (first 20 periods)

SCF RAHOITUSPALVELUT IX DAC
Monthly Investor Report

17.b Amortization Profile

Reporting Date	29-01-24				
Payment date	25-01-24				
Period No	38				
Monthly Period	01-12-23				
Interest Period	from	28-12-23	to	25-01-24	= 28 days



SCF RAHOITUSPALVELUT IX DAC
Monthly Investor Report

18.a Payment Holidays



Reporting Date	29-01-24	
Payment date	25-01-24	
Period No	38	
Monthly Period	01-12-23	
Interest Period	from 28-12-23	to 25-01-24 = 28 days

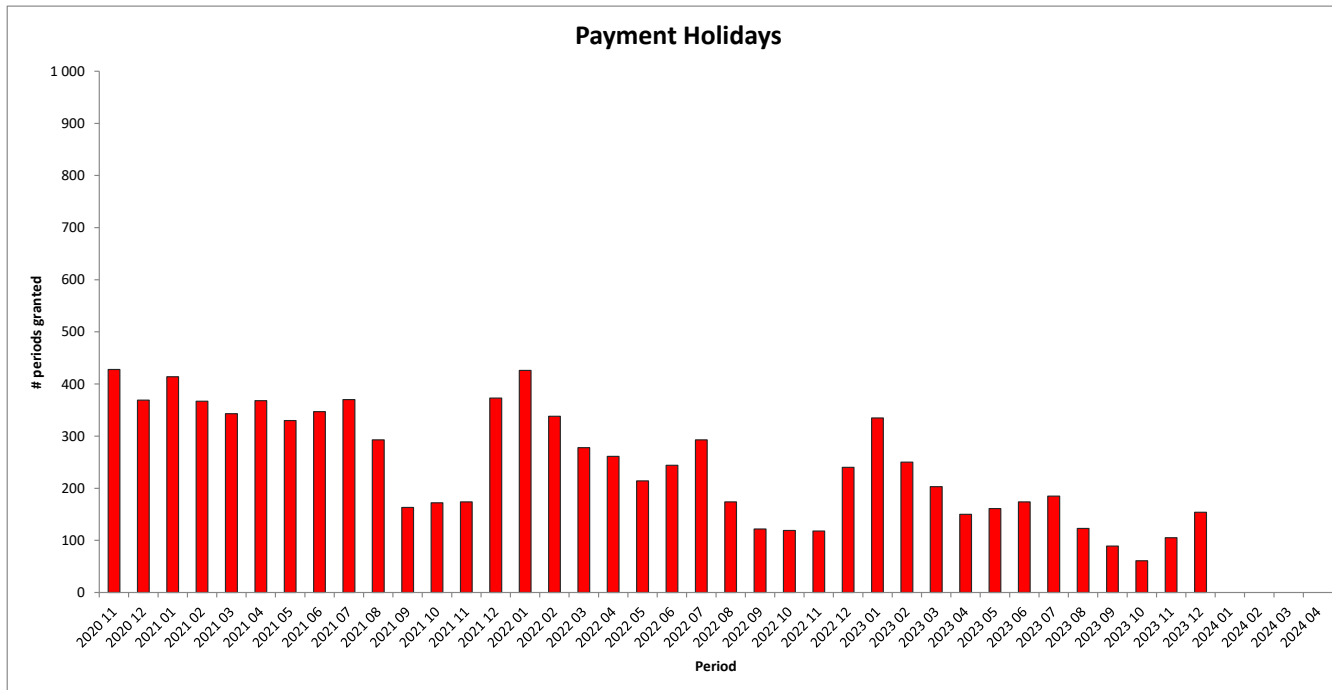
TOTAL					
Period	No	Number of periods granted	Sum of Payments	Closing Balance	
2020 11	428	556	192 618	9 244 903	
2020 12	369	471	128 552	7 461 995	
2021 01	414	579	195 860	9 192 251	
2021 02	367	512	168 583	8 023 790	
2021 03	343	471	153 683	8 018 179	
2021 04	368	512	177 988	8 205 864	
2021 05	330	466	152 079	7 454 113	
2021 06	347	460	129 017	6 959 564	
2021 07	370	474	139 037	7 079 668	
2021 08	293	360	106 689	5 724 723	
2021 09	163	211	65 334	3 408 453	
2021 10	172	210	56 468	3 205 305	
2021 11	174	250	72 814	3 405 310	
2021 12	373	455	120 210	6 224 684	
2022 01	426	587	179 514	8 774 934	
2022 02	338	473	151 562	6 648 349	
2022 03	278	359	116 256	5 172 281	
2022 04	261	343	105 591	4 862 310	
2022 05	214	261	71 068	3 413 353	
2022 06	244	316	89 126	4 112 527	
2022 07	293	364	112 001	5 271 795	
2022 08	174	210	59 435	2 866 729	
2022 09	122	152	47 453	2 111 577	
2022 10	119	154	67 101	1 854 375	
2022 11	118	177	72 959	1 741 141	
2022 12	240	299	82 401	3 244 062	
2023 01	335	471	152 714	5 965 220	
2023 02	250	351	108 750	4 116 180	
2023 03	203	271	85 526	3 206 210	
2023 04	150	203	59 662	2 091 122	
2023 05	161	221	60 722	2 009 621	
2023 06	174	237	69 000	2 518 634	
2023 07	185	226	73 884	2 600 857	
2023 08	123	145	42 831	1 454 231	
2023 09	89	114	34 612	1 264 276	
2023 10	61	81	24 721	739 883	
2023 11	105	143	52 557	1 268 346	
2023 12	154	196	56 022	1 891 514	
2024 01					
2024 02					
2024 03					
2024 04					
2024 05					
Total:	6 709	8 774	2 665 039	115 207 233	

Payment Holiday

SCF RAHOITUSPALVELUT IX DAC
Monthly Investor Report

18.b Payment Holidays

Reporting Date	29-01-24				
Payment date	25-01-24				
Period No	38				
Monthly Period	01-12-23				
Interest Period	from	28-12-23	to	25-01-24	= 28 days



SCF RAHOITUSPALVELUT IX DAC
Monthly Investor Report

18.c Remaining Payment Holidays

Reporting Date	29-01-24
Payment date	25-01-24
Period No	38
Monthly Period	01-12-23
Interest Period	from 28-12-23 to 25-01-24 = 28 days

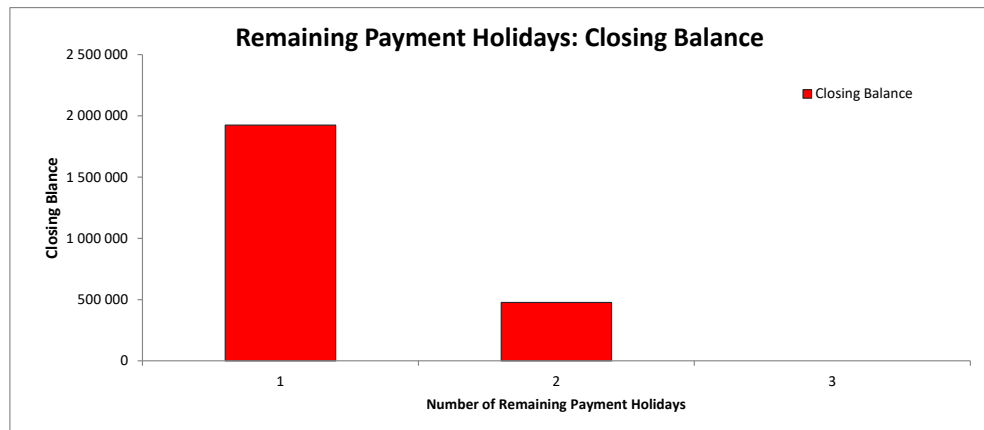
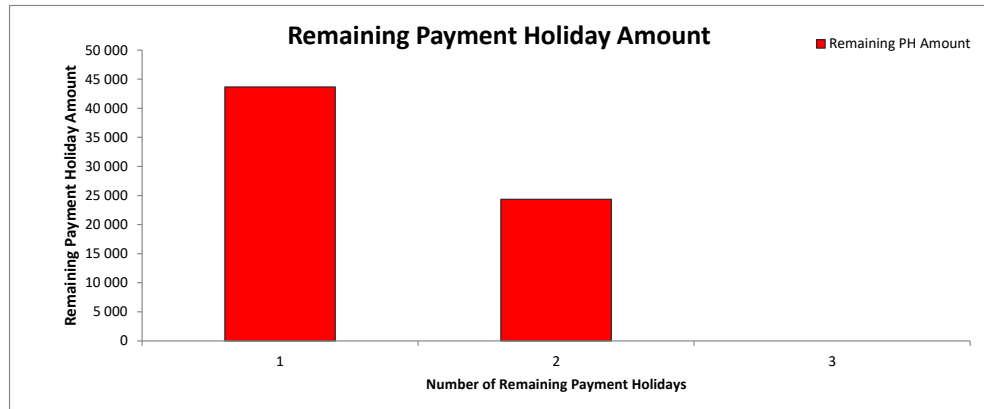


Remaining PH's	TOTAL			
	Remaining Payment Holiday Months	Contracts	Remaining Payment Holiday Amt	Closing Balance Amt
1		150	43 651	1 923 773
2		42	24 360	476 857
3				
Total		192	68 011	2 400 630

SCF RAHOITUSPALVELUT IX DAC
Monthly Investor Report

18.d Remaining Payment Holidays

Reporting Date	29-01-24				
Payment date	25-01-24				
Period No	38				
Monthly Period	01-12-23				
Interest Period	from	28-12-23	to	25-01-24	= 28 days

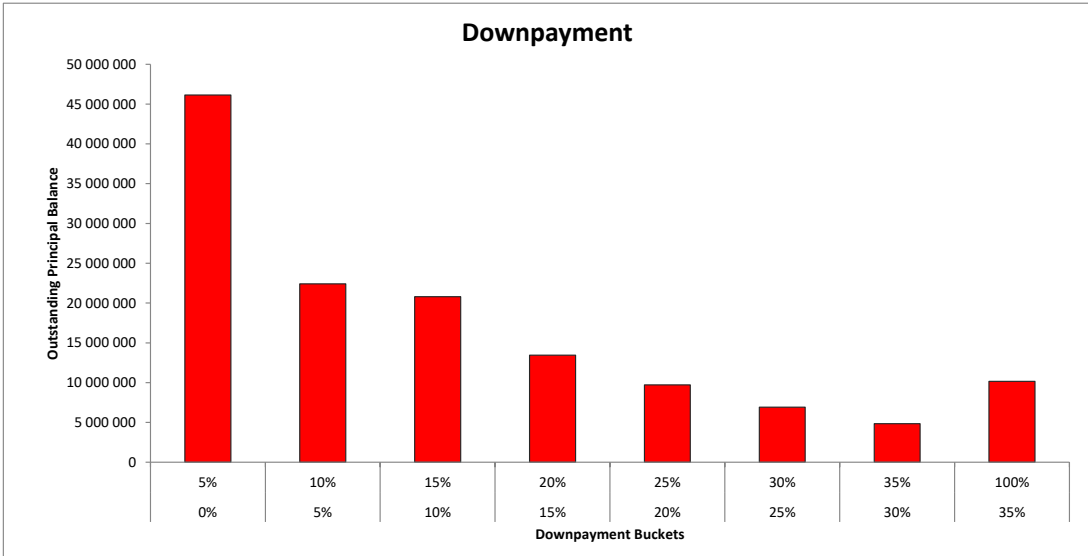


SCF RAHOITUSPALVELUT IX DAC
Monthly Investor Report

19.b Downpayment



Reporting Date	29-01-24	
Payment date	25-01-24	
Period No	38	
Monthly Period	01-12-23	
Interest Period	from	28-12-23
	to	25-01-24
	=	28 days



SCF RAHOITUSPALVELUT IX DAC
Monthly Investor Report

20.a Vehicle Condition

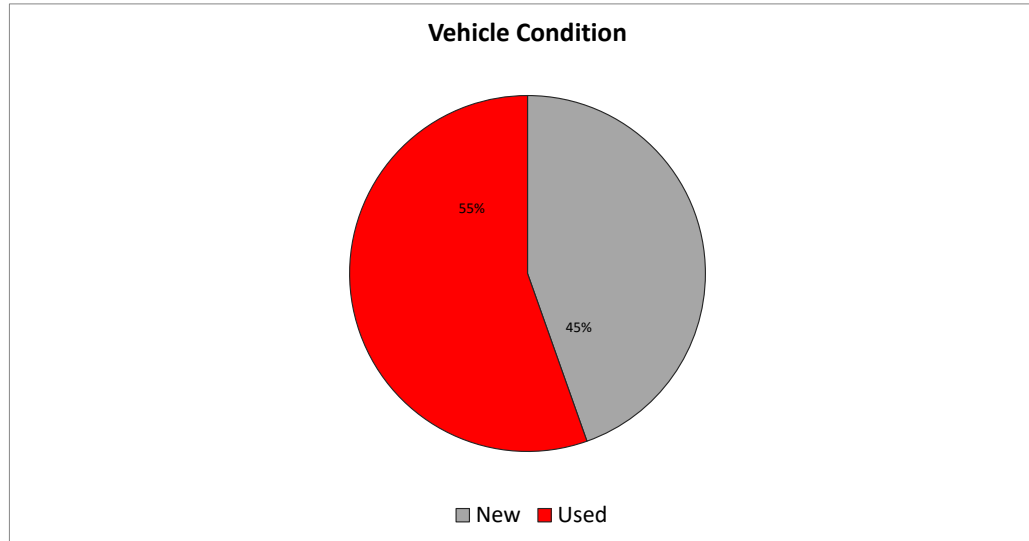


Reporting Date	29-01-24
Payment date	25-01-24
Period No	38
Monthly Period	01-12-23
Interest Period	from 28-12-23 to 25-01-24 = 28 days

Vehicle condition	TOTAL					
	Vehicle condition	No	Outstanding balance	%	WA months to maturity	WA seasoning
	New	4 436	59 929 167	44,58%	20,8	44,2
	Used	8 863	74 505 055	55,42%	22,6	44,2
	Total	13 299	134 434 222	100%	21,8	44,2

20.b Vehicle Condition

Reporting Date	29-01-24
Payment date	25-01-24
Period No	38
Monthly Period	01-12-23
Interest Period	from 28-12-23 to 25-01-24 = 28 days



SCF RAHOITUSPALVELUT IX DAC
Monthly Investor Report

21.a Borrower Type



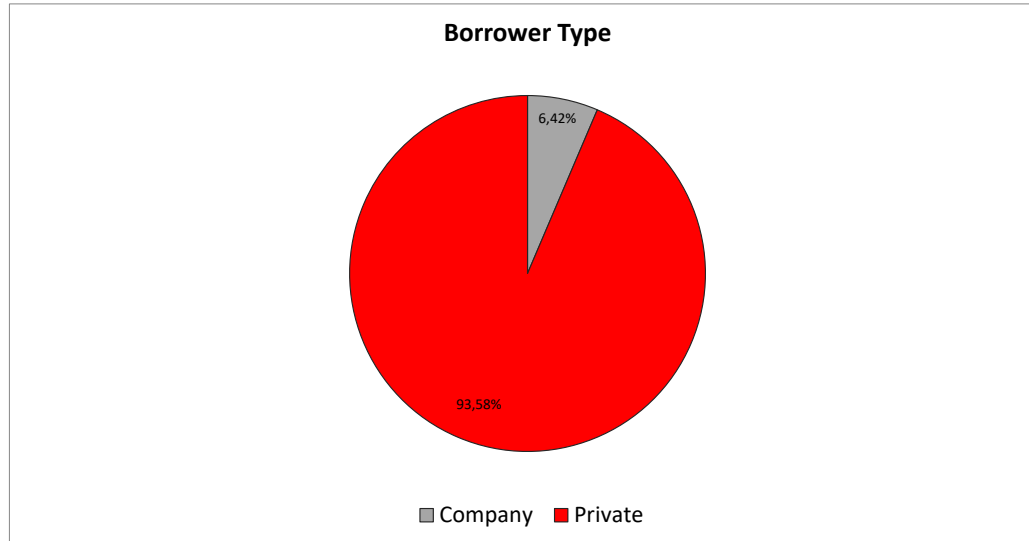
Reporting Date	29-01-24
Payment date	25-01-24
Period No	38
Monthly Period	01-12-23
Interest Period	from 28-12-23 to 25-01-24 = 28 days

Borrower Type	TOTAL					
	Borrower type	No	Outstanding balance	%	WA months to maturity	WA seasoning
	Company	814	8 626 556	6,42%	16,3	44,1
	Private	12 485	125 807 666	93,58%	22,1	44,2
	Total	13 299	134 434 222	100%	21,8	44,2

SCF RAHOITUSPALVELUT IX DAC
Monthly Investor Report

21.b Borrower Type

Reporting Date		29-01-24			
Payment date		25-01-24			
Period No		38			
Monthly Period		01-12-23			
Interest Period	from	28-12-23	to	25-01-24	= 28 days



SCF RAHOITUSPALVELUT IX DAC
 Monthly Investor Report

22.a Vehicle type

Reporting Date	29-01-24				
Payment date	25-01-24				
Period No	38				
Monthly Period	01-12-23				
Interest Period	from	28-12-23	to	25-01-24	= 28 days

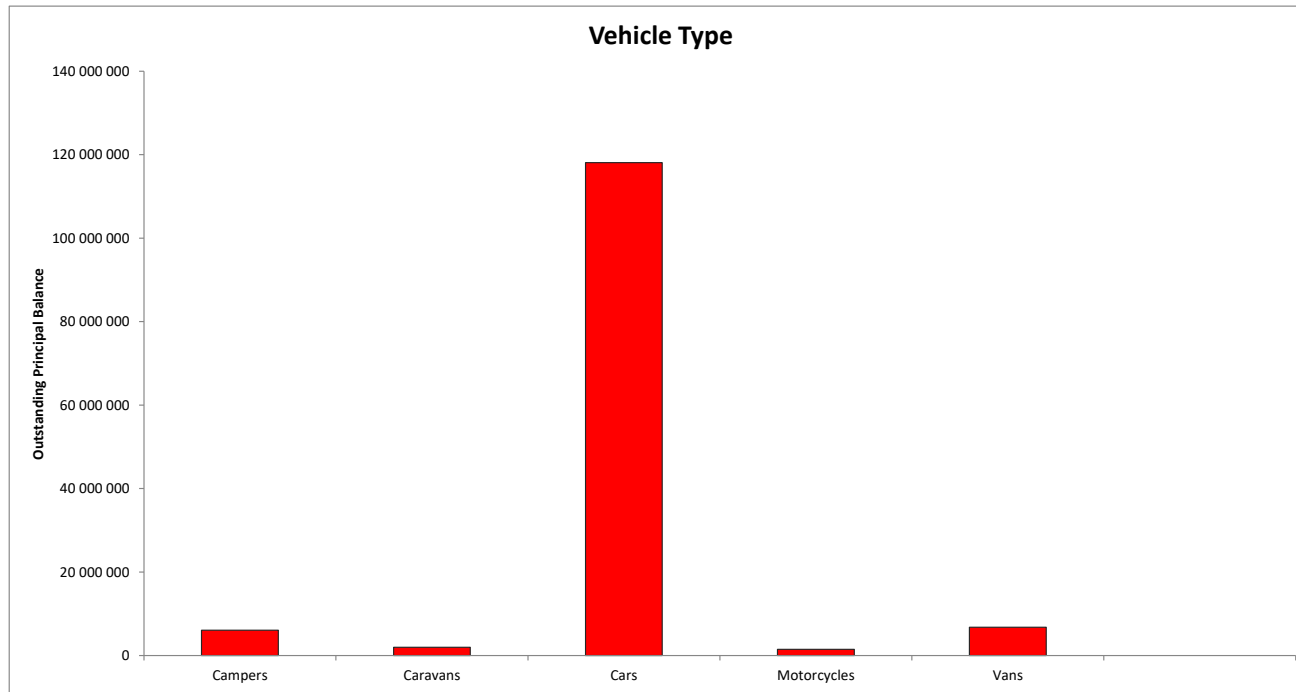


TOTAL						
Vehicle type	Min	No	Outstanding balance	% of Outstanding Balance	WA months to maturity	WA seasoning
	Campers	243	6 057 512	4,51%	23,8	43,3
	Caravans	182	1 965 126	1,46%	24,4	43,9
	Cars	11 793	118 116 667	87,86%	21,8	44,3
	Motorcycles	279	1 504 704	1,12%	17,9	43,0
	Vans	802	6 790 213	5,05%	18,5	43,8
	Total	13 299	134 434 222	100%	21,8	44,2

SCF RAHOITUSPALVELUT IX DAC
Monthly Investor Report

22.b Vehicle type

Reporting Date	29-01-24				
Payment date	25-01-24				
Period No	38				
Monthly Period	01-12-23				
Interest Period	from	28-12-23	to	25-01-24	= 28 days



SCF RAHOITUSPALVELUT IX DAC
Monthly Investor Report

23.a Restructured Loans



Reporting Date	29-01-24				
Payment date	25-01-24				
Period No	38				
Monthly Period	01-12-23				
Interest Period	from	28-12-23	to	25-01-24	= 28 days

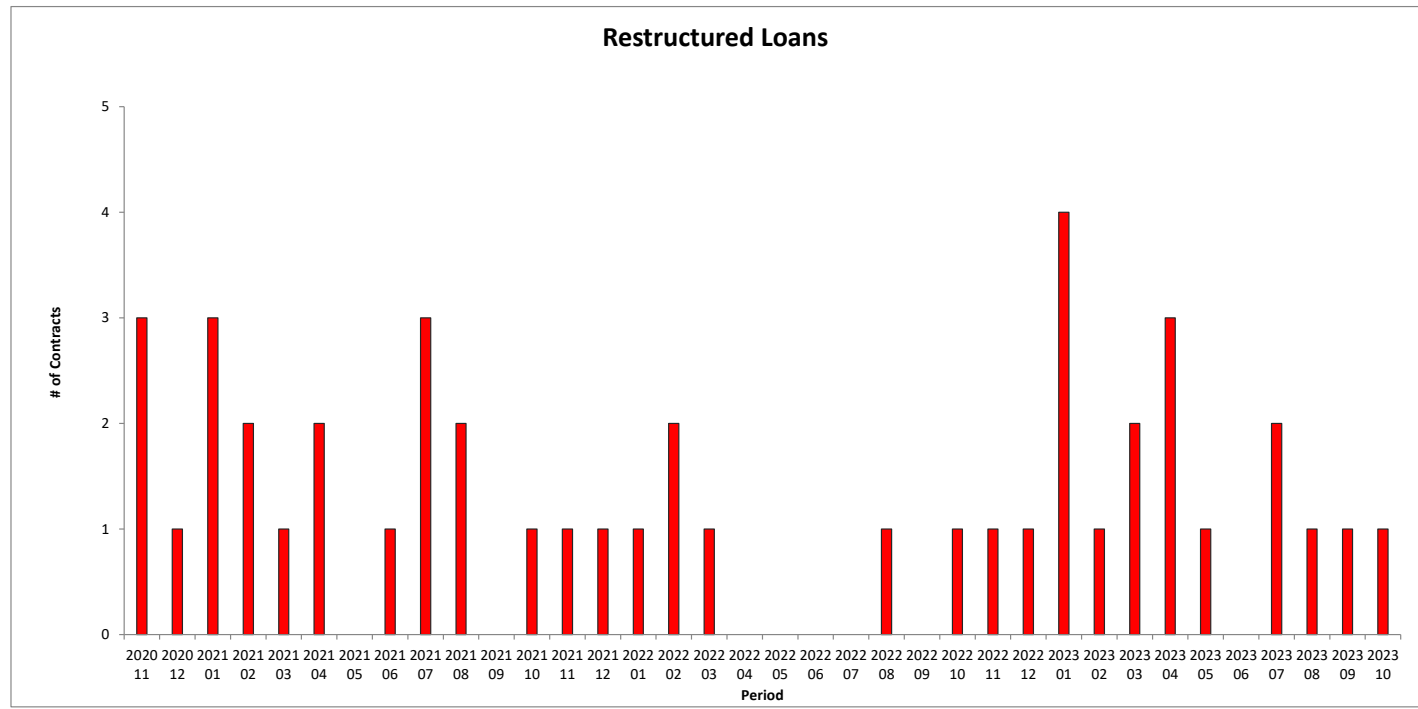
TOTAL		
Period	No	Outstanding balance
2020 11	3	42 294
2020 12	1	12 947
2021 01	3	38 055
2021 02	2	49 871
2021 03	1	45 445
2021 04	2	117 015
2021 05	0	0
2021 06	1	48 785
2021 07	3	66 845
2021 08	2	11 989
2021 09	0	0
2021 10	1	11 393
2021 11	1	3 407
2021 12	1	43 774
2022 01	1	5 761
2022 02	2	10 307
2022 03	1	10 885
2022 04	0	0
2022 05	0	0
2022 06	0	0
2022 07	0	0
2022 08	1	28 259
2022 09	0	0
2022 10	1	14 708
2022 11	1	2 290
2022 12	1	2 601
2023 01	4	65 247
2023 02	1	3 766
2023 03	2	26 417
2023 04	3	18 685
2023 05	1	27 424
2023 06	0	0
2023 07	2	70 052
2023 08	1	1 497
2023 09	1	16 526
2023 10	1	38 924
2023 11	0	0
2023 12	2	63 138
2024 01		
2024 02		
2024 03		
2024 04		
Total	47	898 308

Restructured

SCF RAHOITUSPALVELUT IX DAC
 Monthly Investor Report

23.b Restructured Loans

Reporting Date	29-01-24				
Payment date	25-01-24				
Period No	38				
Monthly Period	01-12-23				
Interest Period	from	28-12-23	to	25-01-24	= 28 days



SCF RAHOITUSPALVELUT IX DAC
Monthly Investor Report

24.a Dynamic Interest rate



Reporting Date	29-01-24				
Payment date	25-01-24				
Period No	38				
Monthly Period	01-12-23	to	25-01-24	=	28 days
Interest Period	from 28-12-23	to	25-01-24	=	28 days

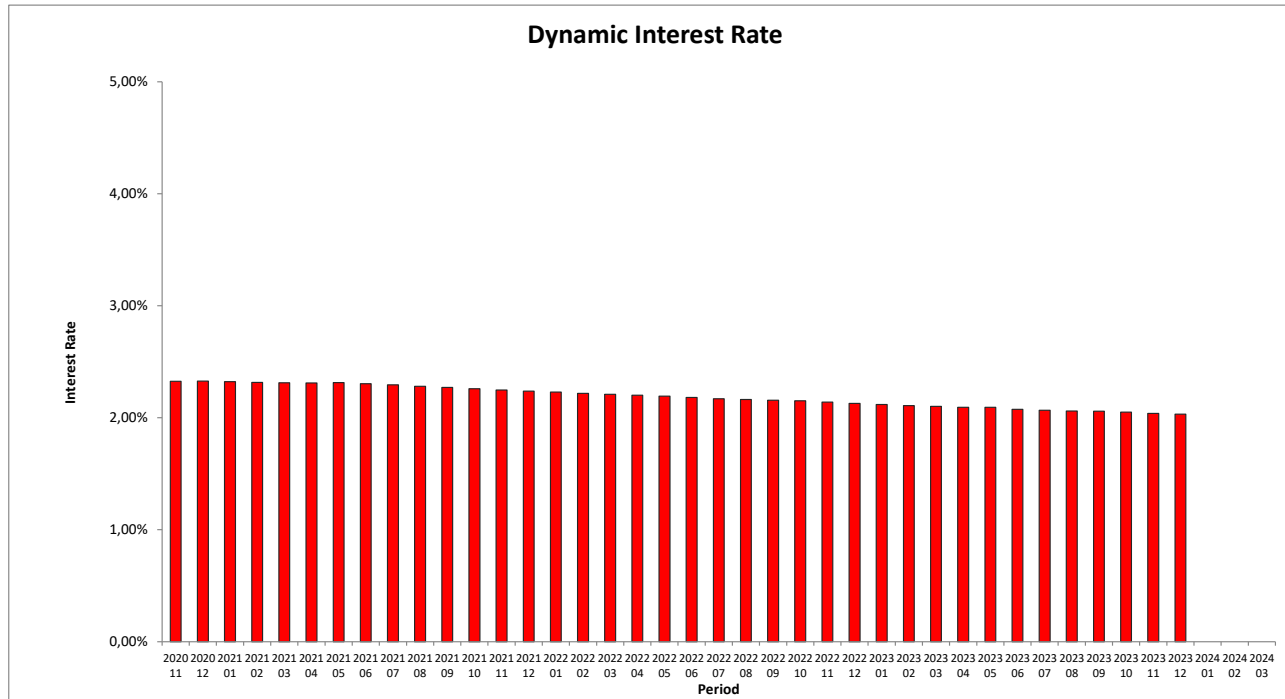
TOTAL		
Period	Closing balance	WA Interest rate
2020 11	596 759 291	2,33%
2020 12	627 427 036	2,33%
2021 01	628 336 885	2,32%
2021 02	627 092 170	2,32%
2021 03	624 523 955	2,31%
2021 04	624 899 859	2,31%
2021 05	624 813 092	2,31%
2021 06	598 936 663	2,30%
2021 07	575 853 839	2,29%
2021 08	551 501 127	2,28%
2021 09	526 407 071	2,27%
2021 10	503 047 002	2,26%
2021 11	480 620 270	2,25%
2021 12	460 641 076	2,24%
2022 01	441 042 536	2,23%
2022 02	421 671 896	2,22%
2022 03	400 967 872	2,21%
2022 04	382 691 995	2,20%
2022 05	363 504 978	2,19%
2022 06	346 239 311	2,18%
2022 07	330 723 798	2,17%
2022 08	312 554 181	2,16%
2022 09	297 077 184	2,16%
2022 10	283 080 674	2,15%
2022 11	268 569 967	2,14%
2022 12	256 576 600	2,13%
2023 01	243 774 281	2,12%
2023 02	232 717 783	2,11%
2023 03	220 823 849	2,10%
2023 04	210 790 869	2,09%
2023 05	199 056 663	2,09%
2023 06	189 038 504	2,08%
2023 07	179 327 308	2,07%
2023 08	168 718 580	2,06%
2023 09	159 878 035	2,06%
2023 10	149 908 018	2,05%
2023 11	141 206 757	2,04%
2023 12	134 434 222	2,03%
2024 01		
2024 02		
2024 03		
2024 04		
2024 05		

Interest rate evolution

SCF RAHOITUSPALVELUT IX DAC
Monthly Investor Report

24.b Dynamic Interest Rate

Reporting Date	29-01-24				
Payment date	25-01-24				
Period No	38				
Monthly Period	01-12-23				
Interest Period	from	28-12-23	to	25-01-24	= 28 days



SCF RAHOITUSPALVELUT IX DAC
Monthly Investor Report

25.a Dynamic Pre-Payments



Reporting Date	29-01-24					
Payment date	25-01-24					
Period No	38					
Monthly Period	from	01-12-23	to	25-01-24	=	28 days
Interest Period	from	28-12-23	to	25-01-24	=	28 days

TOTAL			
Period	Sum of Pre-Payments	Closing Balance	CPR Annual
2020 11	28 312 103	596 759 291	25,30%
2020 12	11 299 151	627 427 036	19,59%
2021 01	11 575 311	628 336 885	20,00%
2021 02	12 584 253	627 092 170	21,59%
2021 03	13 575 000	624 523 955	23,18%
2021 04	14 086 212	624 899 859	23,94%
2021 05	14 081 851	624 813 092	23,93%
2021 06	15 152 005	598 936 663	26,47%
2021 07	12 677 662	575 853 839	23,44%
2021 08	13 814 697	551 501 127	26,24%
2021 09	15 322 132	526 407 071	29,85%
2021 10	14 081 107	503 047 002	28,87%
2021 11	13 144 913	480 620 270	28,31%
2021 12	10 755 502	460 641 076	24,69%
2022 01	11 260 591	441 042 536	26,68%
2022 02	11 320 336	421 671 896	27,86%
2022 03	11 621 084	400 967 872	29,74%
2022 04	10 642 389	382 691 995	28,71%
2022 05	11 025 690	363 504 978	30,90%
2022 06	9 678 755	346 239 311	28,84%
2022 07	8 191 489	330 723 798	25,99%
2022 08	10 556 939	312 554 181	33,79%
2022 09	8 788 263	297 077 184	30,26%
2022 10	7 345 139	283 080 674	27,06%
2022 11	7 947 921	268 569 967	30,27%
2022 12	5 613 277	256 576 600	23,31%
2023 01	6 649 052	243 774 281	28,24%
2023 02	5 417 712	232 717 783	24,62%
2023 03	5 945 938	220 823 849	27,93%
2023 04	4 794 411	210 790 869	24,13%
2023 05	5 945 859	199 056 663	30,50%
2023 06	4 847 358	189 038 504	26,78%
2023 07	4 840 745	179 327 308	27,99%
2023 08	5 301 703	168 718 580	31,83%
2023 09	4 167 821	159 878 035	27,17%
2023 10	5 170 615	149 908 018	34,37%
2023 11	4 455 915	141 206 757	31,94%
2023 12	2 745 167	134 434 222	21,93%
2024 01			
2024 02			
2024 03			
2024 04			
2024 05			

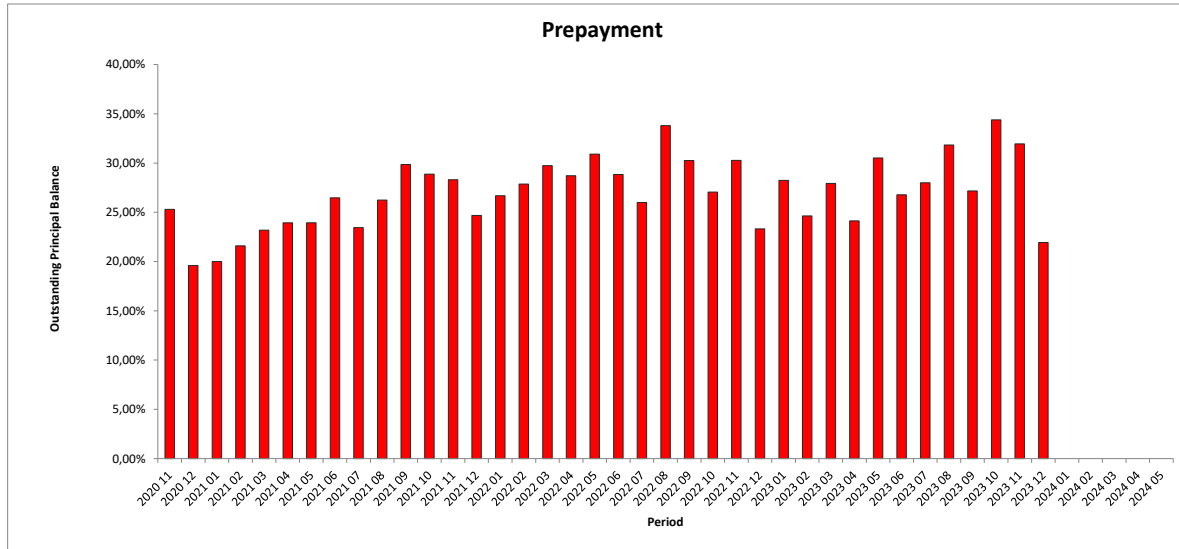
Dynamic Prepayment

SCF RAHOITUSPALVELUT IX DAC
 Monthly Investor Report

25.b Dynamic Pre-Payments



Reporting Date	29-01-24				
Payment date	25-01-24				
Period No	38				
Monthly Period	01-12-23				
Interest Period	from	28-12-23	to	25-01-24	= 28 days



SCF RAHOITUSPALVELUT IX DAC
Monthly Investor Report

26. Delinquency



Reporting Date	29-01-24	
Payment date	25-01-24	
Period No	38	
Monthly Period	01-12-23	
Interest Period	from 28-12-23	to 25-01-24 = 28 days

year	mth	Total outstanding	accounts current	balance current	accounts 1-30	balance 1-30	accounts 30-60	balance 30-60	accounts 60-90	balance 60-90	accounts 90-120	balance 90-120	accounts 120-150	balance 120-150	accounts 150-180	balance 150-180	New defaults Count	New defaults Balance
2020	11	596 759 291	32 104	559 697 267	1 831	33 483 189	131	2 906 442	30	521 785	7	150 608	-	-	-	-	1	4 367
	12	627 427 036	34 181	593 489 612	1 596	29 511 927	158	3 117 706	38	956 412	16	226 524	6	124 855	-	-	-	-
	1	628 336 885	34 320	589 982 636	1 794	31 835 460	232	5 161 615	38	711 197	14	327 141	13	219 816	5	99 019	1	2 683
	2	627 092 170	34 579	587 923 243	1 786	33 020 049	233	4 197 488	48	1 077 182	26	456 456	13	316 918	8	100 834	5	99 019
	3	624 523 955	35 304	594 488 491	1 381	24 830 220	166	3 107 059	53	905 286	32	701 987	19	318 015	9	172 895	13	179 528
	4	624 899 859	35 594	593 682 251	1 381	24 341 630	243	4 786 738	59	948 541	27	458 723	17	383 133	17	298 844	14	178 955
	5	624 813 092	35 405	585 133 911	1 903	32 689 364	248	4 530 345	79	1 367 500	33	568 602	12	257 476	11	265 894	23	414 737
	6	598 936 663	34 349	559 312 821	1 964	33 044 584	227	4 106 683	88	1 514 307	32	533 476	17	297 502	7	127 290	15	310 140
	7	575 853 839	33 701	540 818 419	1 640	28 178 384	247	4 305 751	78	1 412 273	29	348 683	28	527 081	14	263 249	11	135 634
	8	551 501 127	32 460	513 982 365	1 783	30 259 381	257	4 874 415	76	1 311 685	31	523 918	20	300 648	16	248 715	22	336 471
	9	526 407 071	31 666	495 173 555	1 505	25 356 265	204	3 672 903	67	1 358 837	29	453 876	13	188 047	11	203 588	24	270 003
	10	503 047 002	30 435	469 346 049	1 698	27 347 133	203	3 840 814	91	1 426 294	33	628 497	19	266 904	9	191 310	13	201 169
2021	11	480 620 270	29 683	450 805 909	1 471	22 977 881	252	4 530 683	66	1 178 845	40	655 478	17	287 241	11	184 234	11	179 062
	12	460 641 076	29 019	433 610 141	1 289	19 317 305	280	5 076 147	76	1 396 434	35	706 455	27	416 986	6	117 607	15	248 827
	1	441 042 536	27 825	409 078 838	1 583	23 938 432	306	5 187 429	77	1 381 856	42	799 090	21	432 570	16	224 322	13	187 970
	2	421 671 896	27 101	392 375 093	1 477	21 854 677	255	4 366 189	86	1 592 741	43	845 850	21	364 469	14	272 877	24	353 502
	3	400 967 872	26 299	374 895 143	1 389	20 222 374	187	2 986 561	79	1 249 237	54	1 001 100	22	393 337	13	220 120	17	311 946
	4	382 691 995	25 591	357 711 264	1 216	18 097 081	258	4 213 669	60	961 106	51	823 516	26	582 418	15	302 941	18	262 132
	5	363 504 978	24 584	336 885 925	1 381	20 406 855	223	3 352 513	96	1 485 638	27	598 237	26	357 425	19	418 385	18	302 119
	6	346 239 311	23 859	322 582 012	1 312	17 964 171	211	3 326 128	72	1 204 304	37	517 792	17	393 330	19	251 575	20	433 169
	7	330 723 798	22 968	305 809 080	1 409	18 935 404	214	3 274 344	90	1 466 793	39	615 231	25	430 017	11	192 928	21	310 721
	8	312 554 181	22 195	289 210 166	1 285	18 095 527	195	3 021 958	76	1 229 243	40	538 759	21	360 036	10	98 493	22	382 387
	9	297 077 184	21 574	277 464 870	1 054	14 404 641	206	3 131 567	76	1 212 774	36	409 120	19	191 016	13	263 196	10	113 949
	10	283 080 674	20 672	261 107 894	1 234	16 579 690	200	2 913 730	96	1 593 285	30	439 232	23	276 001	16	170 841	15	265 533
2022	11	268 569 967	20 042	248 814 139	1 095	14 418 467	213	3 108 142	78	1 236 577	39	545 043	17	287 200	15	160 401	21	205 285
	12	256 576 600	19 502	238 223 579	1 044	13 056 461	234	3 255 196	79	1 290 218	37	415 306	17	281 682	6	54 158	26	378 882
	1	243 774 281	18 787	225 293 223	1 049	12 947 624	236	3 367 856	87	1 218 518	35	502 278	15	218 258	13	226 526	12	80 380
	2	232 717 783	18 248	215 811 738	1 004	12 071 848	231	2 929 516	75	1 034 051	37	469 912	19	308 658	7	92 061	22	294 605
	3	220 823 849	17 705	205 800 198	894	10 603 245	200	2 292 488	86	1 205 929	39	448 767	18	232 857	15	240 366	17	116 962
	4	210 790 869	16 985	193 327 212	1 025	12 675 150	215	2 734 101	93	1 161 098	33	404 742	20	290 044	15	198 523	21	218 952
	5	199 056 663	16 321	182 593 852	1 002	11 933 388	186	2 458 295	93	1 196 082	40	511 646	20	204 545	10	158 854	18	155 638
	6	189 038 504	15 923	175 125 282	812	9 340 793	195	2 609 833	64	905 761	48	655 875	27	343 019	7	57 942	23	224 019
	7	179 327 308	15 274	164 595 666	917	10 772 577	150	1 831 519	73	1 128 980	28	379 656	24	359 279	20	259 632	15	95 647
	8	168 718 580	14 686	155 636 802	816	9 361 836	151	1 999 847	57	902 125	27	416 467	13	220 061	12	181 442	23	266 984
	9	159 878 035	14 067	147 567 609	722	8 401 522	190	2 188 531	65	996 904	23	408 723	8	165 140	9	149 606	19	247 016
	10	149 908 018	13 361	137 878 185	709	8 299 368	178	2 084 389	63	886 745	22	375 576	15	289 358	6	94 397	14	166 590
2023	11	141 206 757	12 759	129 618 114	719	8 068 609	162	1 879 358	67	935 391	31	430 073	10	100 123	9	175 090	11	100 657
	12	134 434 222	12 260	122 499 832	709	7 827 669	206	2 397 199	72	921 267	33	574 892	15	174 372	4	38 990	12	138 568
	1																	
	2																	
	3																	
	4																	
	5																	

SCF RAHOITUSPALVELUT IX DAC
Monthly Investor Report

27. Defaults, Recoveries and Losses by Quarter of Default

Reporting Date	29-01-24	
Payment date	25-01-24	
Period No	38	
Monthly Period	01-12-23	
Interest Period	from 28-12-23	to 25-01-24 = 28 days



Default Quarter	Default Amount	Recovery Quarter No Of Loans	2020 Q4			2021 Q1			2021 Q2			2021 Q3			2021 Q4		
			Recoveries	Cum. Recoveries	Loss	Recoveries	Cum. Recoveries	Loss	Recoveries	Cum. Recoveries	Loss	Recoveries	Cum. Recoveries	Loss	Recoveries	Cum. Recoveries	Loss
2020 4	4 367	1	0	0	4 367	0	0	4 367	0	0	4 367	0	0	4 367	1 971	1 971	2 395
2021 1	281 230	19				1 716	1 716	279 514	61 396	63 112	218 118	89 257	152 369	128 862	30 581	182 949	98 281
2021 2	903 831	52							14 030	14 030	889 801	208 773	222 803	681 028	125 151	347 954	555 877
2021 3	742 108	57										25 332	25 332	716 776	291 579	316 911	425 197
2021 4	629 057	39													55 075	55 075	573 982
2022 1	853 418	54															
2022 2	997 419	56															
2022 3	807 057	53															
2022 4	849 699	62															
2023 1	491 946	51															
2023 2	598 609	62															
2023 3	609 646	57															
2023 4	405 815	37															

Default Quarter	Default Amount	Recovery Quarter No Of Loans	2022 Q1			2022 Q2			2022 Q3			2022 Q4			2023 Q1		
			Recoveries	Cum. Recoveries	Loss	Recoveries	Cum. Recoveries	Loss	Recoveries	Cum. Recoveries	Loss	Recoveries	Cum. Recoveries	Loss	Recoveries	Cum. Recoveries	Loss
2020 4	4 367	1	0	1 971	2 395	0	1 971	2 395	0	1 971	2 395	0	1 971	2 395	0	1 971	2 395
2021 1	281 230	19	0	182 949	98 281	5 768	188 718	92 513	19 895	208 612	72 618	406	209 018	72 212	1 976	210 994	70 237
2021 2	903 831	52	228 948	576 902	326 929	53 694	630 596	273 235	3 336	633 931	269 900	4 738	638 669	265 162	9 389	648 058	255 773
2021 3	742 108	57	122 678	439 589	302 519	76 801	516 390	225 718	52 725	569 114	172 994	21 373	590 487	151 621	30 558	621 045	121 063
2021 4	629 057	39	115 284	170 359	458 698	178 761	349 120	279 938	69 061	418 180	210 877	29 799	447 980	181 078	19 363	467 343	161 714
2022 1	853 418	54	45 684	45 684	807 733	182 774	228 458	624 959	263 378	491 836	361 582	57 963	549 799	303 619	28 306	578 105	275 313
2022 2	997 419	56				28 391	28 391	969 029	105 809	134 200	863 220	253 886	388 086	609 333	39 255	427 341	570 078
2022 3	807 057	53							151 294	151 294	655 763	176 682	327 976	479 081	101 703	429 678	377 379
2022 4	849 699	62										94 406	94 406	755 293	210 488	304 893	544 806
2023 1	491 946	51													177 748	177 748	314 198
2023 2	598 609	62															
2023 3	609 646	57															
2023 4	405 815	37															

Default Quarter	Default Amount	Recovery Quarter No Of Loans	2023 Q2			2023 Q3			2023 Q4			2024 Q1			2024 Q2		
			Recoveries	Cum. Recoveries	Loss	Recoveries	Cum. Recoveries	Loss	Recoveries	Cum. Recoveries	Loss	Recoveries	Cum. Recoveries	Loss	Recoveries	Cum. Recoveries	Loss
2020 4	4 367	1		1 971	2 395		1 971	2 395		1 971	2 395						
2021 1	281 230	19	13 020	224 014	57 217	23 283	247 297	33 933									
2021 2	903 831	52	83 071	731 129	172 702	20 234	751 363	152 468	17 963	769 326	134 505						
2021 3	742 108	57	56 797	677 842	64 265	3 536	681 378	60 730	3 026	684 403	57 705						
2021 4	629 057	39	90 031	557 374	71 684	30 744	588 117	40 940	8 817	596 934	32 123						
2022 1	853 418	54	58 596	636 701	216 717	22 334	659 034	194 383	8 062	667 097	186 321						
2022 2	997 419	56	167 014	594 356	403 064	16 971	611 327	386 093	84 075	695 402	302 018						
2022 3	807 057	53	154 269	583 948	223 109	7 711	591 659	215 398	16 843	608 502	198 555						
2022 4	849 699	62	105 288	410 182	439 518	45 542	455 723	393 976	86 319	542 042	307 657						
2023 1	491 946	51	203 968	381 716	110 230	21 950	403 666	88 281	12 272	415 938	76 009						
2023 2	598 609	62	133 517	133 517	465 092	126 418	259 935	338 674	100 861	360 796	237 813						
2023 3	609 646	57				130 148	130 148	479 499	279 268	409 415	200 231						
2023 4	405 815	37							150 638	150 638	255 177						

SCF RAHOITUSPALVELUT IX DAC
Monthly Investor Report

28. Priority of Payments - Revenue



Reporting Date	29-01-24	
Payment date	25-01-24	
Period No	38	
Monthly Period	01-12-23	
Interest Period	from 28-12-23	to 25-01-24 = 28 days

Purchaser Priority of Payments - Revenue

Purchaser Available Revenue Receipts	+	630 505,55	EUR
Senior Expenses	-	6 019,20	EUR
Servicing Fee	-	57 881,40	EUR
Credit the Issuer for the Issuer Swap Interest Amount	-	27 581,20	EUR
Tranche A Loan Interest to Issuer	-	-	EUR
Credit the Issuer for Class A Principal Deficiency Sub-Ledger Amount	-	-	EUR
Tranche B Loan Interest to Issuer	-	-	EUR
Credit the Issuer the amount for the Reserve Account	-	-	EUR
Credit the Issuer for Class B Principal Deficiency Sub-Ledger Amount	-	-	EUR
Tranche C Loan Interest to Issuer	-	58 916,00	EUR
Credit the Issuer for Class C Principal Deficiency Sub-Ledger Amount	-	138 568,05	EUR
Credit the Issuer for Interest and principal due to Issuer Subordinated Loan Provider	-	2 928,00	EUR
Credit the Issuer for Swap subordinated Amounts due	-	-	EUR
Interest and principal due to Purchaser Subordinated Loan Provider	-	314,00	EUR
Deferred Purchase Price to Seller		338 297,70	EUR

Issuer Priority of Payments - Revenue

Issuer Available Revenue Receipts	+	715 855,18	EUR
Senior Expenses	-	5 003,00	EUR
Issuer Swap Interest Amount	-	27 581,20	EUR
Interest Class A Notes	-	420 677,00	EUR
Credit the Class A Principal Deficiency Sub-Ledger	-	-	EUR
Interest Class B Notes	-	44 647,00	EUR
Credit the Reserve Account up to the required Liquidity Reserve Amount	-	-	EUR
Credit the Class B Principal Deficiency Sub-Ledger	-	-	EUR
Interest Class C Notes	-	58 916,00	EUR
Credit the Class C Principal Deficiency Sub-Ledger	-	138 568,05	EUR
Interest and principal due to Issuer Subordinated Loan Provider	-	2 928,00	EUR
Interest and principal due to Expenses Advance Provider	-	-	EUR
Swap subordinated Amounts due	-	-	EUR
Pay the balance to the Purchaser to be applied in accordance with the Purchaser Revenue Priority of Payment		17 534,93	EUR

SCF RAHOITUSPALVELUT IX DAC
Monthly Investor Report

29. Priority of Payments - Redemption



Reporting Date	29-01-24
Payment date	25-01-24
Period No	38
Monthly Period	01-12-23
Interest Period	from 28-12-23 to 25-01-24 = 28 days

Purchaser Priority of Payments - Redemption

Purchaser Available Redemption Receipts	+	6 633 966,88	EUR
Payable to Issuer for the Senior Expenses Deficit	-	-	EUR
Prior to the Revolving Period End Date			
Further Purchase Price Payable to Seller		-	EUR
Balance to be Credited to the Reinvestment Principal Ledger		-	EUR
<u>On and after the occurrence of the Revolving Period End Date</u>			
Principal Payments on Loan to Issuer	-	6 633 966,88	EUR
Payment to Purchaser as Purchaser Available Revenue Receipts	-	-	EUR

Issuer Priority of Payments - Redemption

Issuer Available Redemption Receipts	+	6 772 534,93	EUR
<u>Prior to the Revolving Period End Date</u>			
Solely, the Current period Principal Addition Amounts for Senior Expenses Deficit	-	-	EUR
<u>On and after the occurrence of the Revolving Period End Date</u>			
Current period Principal Addition Amounts for Senior Expenses Deficit		-	EUR
<u>Prior to a Pro Rata trigger Event</u>			
Principal Payments on Class A Notes	-	-	EUR
On the Regulatory Call Early Redemption Date, pay the the Regulatory Call Allocated Principal Amount	-	-	EUR
<u>On or after the occurrence of a Pro Rata trigger Event and Before a Sequential Payment Trigger Event</u>			
<i>To pay pari passu and on a pro rata basis</i>			
(i) Principal Payments on Class A Notes	-	5 682 609,57	EUR
(ii) Principal Payments on Class B Notes	-	568 251,68	EUR
(iii) Principal Payments on Class C Notes	-	521 673,68	EUR
On the Regulatory Call Early Redemption Date, pay the the Regulatory Call Allocated Principal Amount			EUR
Payment to Issuer as Issuer Available Revenue Receipts	-	0,00	EUR
<u>On (i) a Clean-up Call Early Redemption Date or (ii) a Tax Call Early Redemption Date or (iii) on or after the occurrence of a Sequential Payment Trigger Event</u>			
To pay any Class A Notes Principal due and payable		5 682 609,57	EUR
On the Regulatory Call Early Redemption Date, pay the the Regulatory Call Allocated Principal Amount		-	EUR
Only after the Class A Notes have been redeemed in full, to pay any Class B Notes Principal due and payable		568 251,68	EUR
Only after the Class B Notes have been redeemed in full, to pay any Class C Notes Principal due and payable		521 673,68	EUR
Payment to Issuer as Issuer Available Revenue Receipts		0,00	EUR

Issuer Priority of Payments - Revenue (o)

Pay the balance to the Purchaser to be applied in accordance with the Purchaser Revenue Priority of Payment		17 534,93	EUR
---	--	-----------	-----

Purchaser Priority of Payments - Revenue (p)

Payment of residual fund as Deferred Purchase Price to Seller		338 297,70	EUR
---	--	------------	-----

SCF RAHOITUSPALVELUT IX DAC
Monthly Investor Report

30. Transaction Costs



Reporting Date	29-01-24				
Payment date	25-01-24				
Period No	38				
Monthly Period	01-12-23				
Interest Period	from	28-12-23	to	25-01-24	= 28 days

Transaction Costs	Currency	All Notes	Class A	Class B	Class C
Senior Expenses	EUR	6 019,20			
Interest accrued for the Period	EUR	524 240,00	420 677,00	44 647,00	58 916,00
Cumulative Interest accrued	EUR	15 849 391,00	9 675 491,00	1 154 712,00	5 019 188,00
Interest Payments	EUR	524 240,00	420 677,00	44 647,00	58 916,00
Cumulative Interest Payments	EUR	15 849 391,00	9 675 491,00	1 154 712,00	5 019 188,00
Interest accrued on Subordinated Loan for the Period	EUR	2 928,00			
Cumulative Interest accrued on Subordinated Loan	EUR	41 908,00			
Interest Payments on Subordinated Loan	EUR	2 928,00			
Cumulative Interest Payments on Subordinated Loan	EUR	41 908,00			
Unpaid Interest for the Period	EUR	-			
Cumulative Unpaid Interest	EUR	-			

SCF RAHOITUSPALVELUT IX DAC
Monthly Investor Report

31. Swap Overview

Reporting Date	29-01-24	
Payment date	25-01-24	
Period No	38	
Monthly Period	01-12-23	
Interest Period	from 28-12-23	to 25-01-24 = 28 days



Class A Swap details

Kimi 9 | Front Swap

Party A	ING Bank N.V.
Party B	SCF RAHOITUSPALVELUT IX DAC
Class A Notes	118 481 909
Interest Period Start	28-12-23
Interest Period End	25-01-24
Interest Days	28
Settlement Date	25-01-24
Party A Floating Interest Rate	4,565 %
Party A Floating Rate Day Count Fraction	0,08
Party A Interest Amount	EUR 420 676,60
Party B Fixed Rate	0,2500 %
Party B Fixed Rate Day Count Fraction	0,08
Party B Interest Amount	EUR 23 038,15

Class B Swap details

Kimi 9 | Front Swap

Party A	ING Bank N.V.
Party B	SCF RAHOITUSPALVELUT IX DAC
Class B Notes	11 847 998
Interest Period Start	28-12-23
Interest Period End	25-01-24
Interest Days	28
Settlement Date	25-01-24
Party A Floating Interest Rate	4,845 %
Party A Floating Rate Day Count Fraction	0,08
Party A Interest Amount	EUR 44 647,20
Party B Fixed Rate	0,4930 %
Party B Fixed Rate Day Count Fraction	0,08
Party B Interest Amount	EUR 4 543,05

SCF RAHOITUSPALVELUT IX DAC
Monthly Investor Report

32. Contact Details



Santander Consumer Bank AS

Financial Markets

Morten Christopher Freberg Holme +47 92 82 38 33
Anders Bruun-Olsen +47 21 08 37 70
Nico Roth +47 47 51 04 48

morten.holme@santanderconsumer.no
anders.bruun.olsen@santanderconsumer.no
nicolas.roth@santanderconsumer.no

Risk

Isak Nygaardsmoen Riksheim +47 40 62 65 84
Kyrre Skram +47 90 80 28 86
Olav Furuseth +47 91 15 20 08
Vegard Lauritsen +47 92 07 28 97

isak.nygardsmoen.riksheim@santanderconsumer.no
kyrre.skram@santanderconsumer.no
olav.furuseth@santanderconsumer.no
vegard.lauritsen@santanderconsumer.no

Reporting Date	29-01-24
Payment date	25-01-24
Period No	38
Monthly Period	01-12-23
Interest Period	from 28-12-23 to 25-01-24 = 28 days